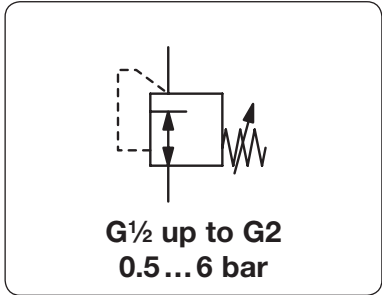


Pressure Regulator for Water

RY

| | | | |
|---------------------------|--|------------------------------|--|
| Description | Pressure regulator with diaphragm for drinking water or compressed air. Regulator RY1 is of low cost and small size. RY2 features an indicator of the preset outlet pressure inside its knob and a filter. | | |
| Media | compressed air or water | | |
| Supply pressure | max. 40 bar at RY1, max. 25 bar at RY2 | | |
| Adjustment | by plastic knob | | |
| Relieving function | non-relieving | | |
| Gauge port | G $\frac{1}{4}$ on the outlet side, slantwise outgoing, screw plug supplied | | |
| Mounting position | any | | |
| Temperature range | -10 °C to 85 °C / 14 °F to 185 °F | | |
| Material | Body: sandblasted brass | Adjustment knob: ABS plastic | Inner valve: brass and stainless steel |
| | Elastomer: NBR/Buna-N | | |

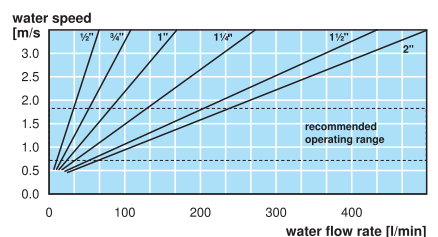
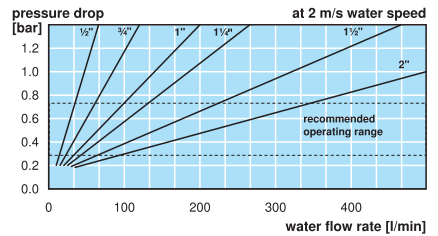
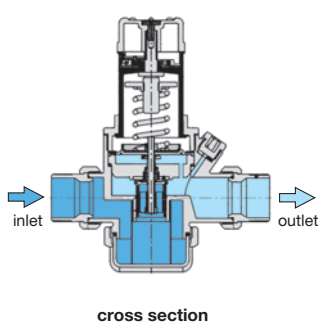
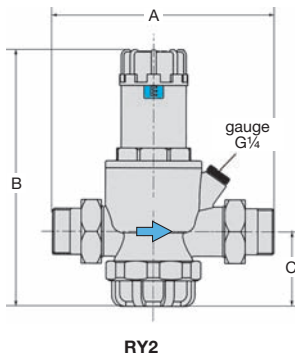
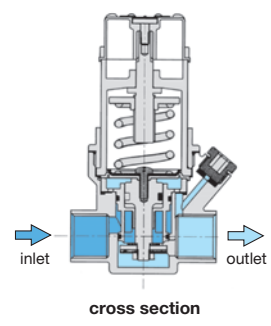
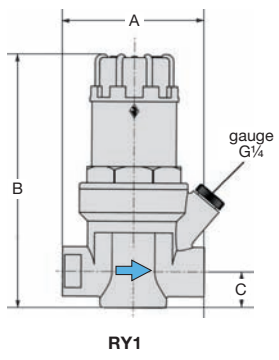


| Dimensions | | | Nominal size | K _v value | Flow rate Water | Connection thread | Supply max. bar | Pressure range bar | Order number |
|------------|---|---|--------------|----------------------|-----------------|-------------------|-----------------|--------------------|--------------|
| A | B | C | DN | (m ³ /h) | l/min*1 | G / nipple | | | |

| Pressure regulator for water | | | | | | P ₁ max. 40 bar at RY1, non-relieving, brass | max. 25 bar at RY2, | RY | |
|------------------------------|-----|----|----|-----|-----|---|---------------------|---------|--------|
| 68 | 122 | 18 | 15 | 2.5 | 25 | G $\frac{1}{2}$ | 40 | 0.5...6 | RY1-04 |
| 78 | 134 | 18 | 20 | 3.5 | 45 | G $\frac{3}{4}$ | | | RY1-06 |
| 81 | 137 | 20 | 25 | 5.8 | 80 | G1 | | | RY1-08 |
| 140 | 152 | 49 | 15 | 2.8 | 25 | $\frac{1}{2}$ "m | 25 | 0.5...6 | RY2-04 |
| 160 | 173 | 55 | 20 | 4.2 | 45 | $\frac{3}{4}$ "m | | | RY2-06 |
| 185 | 175 | 57 | 25 | 6.8 | 80 | 1"m | | | RY2-08 |
| 194 | 178 | 60 | 32 | 11 | 120 | 1 $\frac{1}{4}$ "m | | | RY2-10 |
| 211 | 205 | 62 | 40 | 14 | 180 | 1 $\frac{1}{2}$ "m | | | RY2-12 |
| 245 | 218 | 66 | 50 | 20 | 300 | 2"m | | | RY2-16 |



| Accessories, enclosed | | | |
|-----------------------|-------------------------------------|--------------------|------------------|
| pressure gauge | Ø 50 mm, 0...6 bar, G $\frac{1}{4}$ | for RY. -04 | MA5002-06 |
| | Ø 63 mm, 0...6 bar, G $\frac{1}{4}$ | for RY. -06 to -16 | MA6302-06 |



*1 at 2 m/s water speed



Order example:
RY1-04
China website: www.duray-control.cn