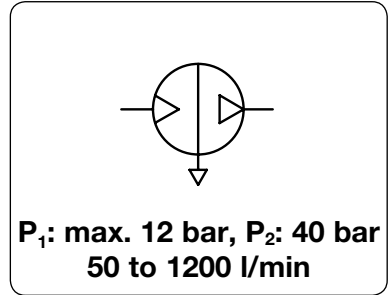


# Air Amplifier Station with Tank

AP

<b>Description</b>	The air amplifier compresses air or nitrogen from a standard pressure of 10 bar max. to the desired outlet pressure of 60 bar max. This is realised by cylinders with different ratios - simple, safe and economical. No electrical installation is required and there is no energy consumption once the final pressure has been reached. Service life 3 million cycles, full load operation 12 min max. per hour.		
<b>Media</b>	lubricated, unlubricated and 50 µm filtered compressed air		
<b>Amplifier station</b>	The pressure booster has an additional tank, pressure regulator, filter, gauge, relief valve and switch-on valve. Pressure pulsation rates are low, air consumption peaks are compensated and the operating pressure can be adjusted.		
<b>Drive pressure P<sub>A</sub></b>	system air to drive the air amplifier, 2...10 bar		
<b>Supply pressure P<sub>1</sub></b>	max. 12 bar, for instance nitrogen or the system air		
<b>Outlet pressure P<sub>2</sub></b>	amplified outlet or operating pressure of 20 bar to 40 bar maximum		
<b>Temperature range</b>	0 °C to 60 °C / 32 °F to 140 °F		<b>Sound level</b> max. 79 dB (A)
<b>Material</b>	Body: aluminium	Seals: NBR/Buna-N	Tank: coated steel, SST at AP40-0050



Dimensions			Weight	Tank	Connection	Transmission	Flow	Outlet	Order
A	B	C	kg	volume	thread	ratio	rate	max.	number
mm	mm	mm		l	drive P <sub>1</sub> / P <sub>2</sub>	P <sub>A</sub> : P <sub>2</sub>	l/min <sup>*1</sup>	bar <sup>*5</sup>	

## Air amplifier station

supply pressure max. 12 bar, for compressed air  
drive pressure P<sub>A</sub> 2...10 bar

AP

220	400	360	13	3	G <sup>3</sup> / <sub>8</sub>	G <sup>3</sup> / <sub>8</sub>	1 : 2	580 <sup>*1</sup>	20	AP20-0580
235	400	360	16	3	G <sup>1</sup> / <sub>2</sub>	G <sup>1</sup> / <sub>2</sub>	1 : 2	960 <sup>*1</sup>	20	AP20-0960
656	844	381	49	40	G <sup>3</sup> / <sub>4</sub>	G <sup>1</sup> / <sub>2</sub>	1 : 2	1200 <sup>*1</sup>	20	AP20-1200
655	844	381	16	40	G <sup>1</sup> / <sub>2</sub>	G <sup>1</sup> / <sub>2</sub>	1 : 3	230 <sup>*2</sup>	20	AP20-0230
365	400	133	5.3	0.8	G <sup>3</sup> / <sub>8</sub>	G <sup>3</sup> / <sub>8</sub>	1 : 4	50 <sup>*3</sup>	40	AP40-0050
655	844	381	45	40	G <sup>1</sup> / <sub>2</sub>	G <sup>3</sup> / <sub>8</sub>	1 : 5	360 <sup>*4</sup>	40	AP40-0360



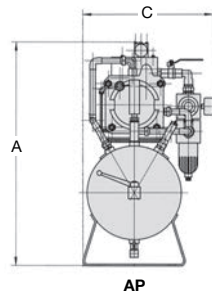
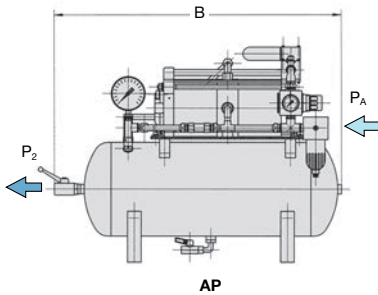
AP20-0580 similar to AP20-0960 and AP40-0360



AP20-1200 similar to AP40-0360 and AP20-0230

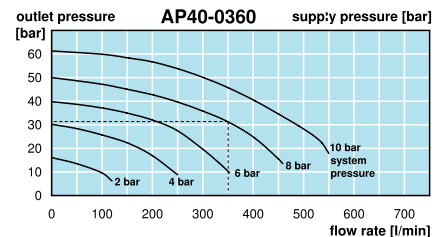
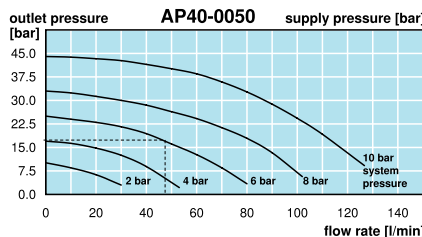
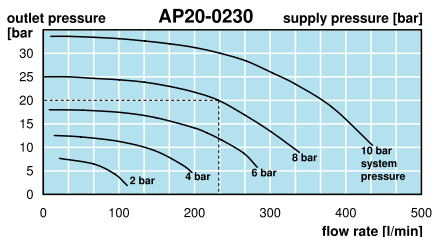
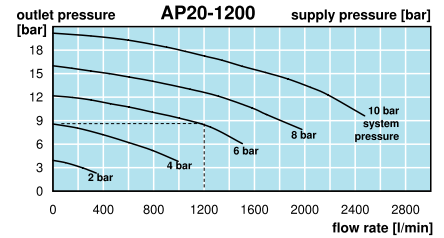
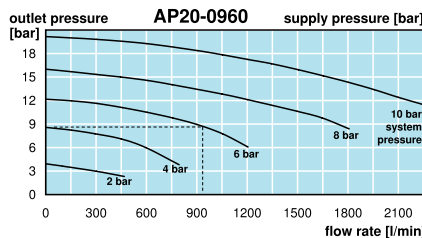
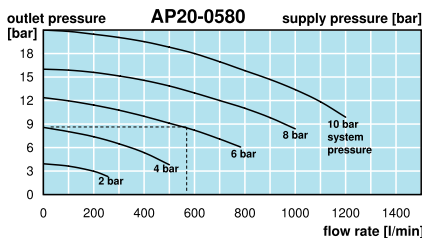
## Special options, add the appropriate letter

unlubricated operation seals	FEC seals for dry compressed air or nitrogen	AP...T
Atex  version	e.g. Ex II 3G/3D IIB x, further specifications possible	AP...EX
pressure booster for gas	up to max. 1500 bar outlet pressure	AP...P



AP40-0050

## Performance diagrams for full load operations, max. 12 min/h. 20% of the values at permanent running.



\*1 at 6 bar supply and 8 bar outlet pressure under full load

\*3 at 6 bar supply and 16 bar outlet pressure under full load

\*2 at 8 bar supply and 20 bar outlet pressure under full load

\*4 at 8 bar supply and 30 bar outlet pressure under full load

\*5 outlet pressure P<sub>2</sub> limited by the pressure stage of the accumulator, higher pressure ranges on request



Order example:  
AP20-0580

Pressure booster



9