



www.Energy-Portal.com

The cloud solution for your energy management

ENERGY-PORTAL

Energy-Portal – Your benefits

The cloud solution which is designed especially for energy data can be accessed from anywhere in the world via your PC or tablet under www.energy-portal.com. With the Energy-Portal, Janitza provides the option of evaluating and displaying energy data from the UMG measurement devices without requiring an IT infrastructure or expensive software. The energy data can be pushed directly into the Energy-Portal from one location or from several locations. The Energy-Portal saves high acquisition and operating costs for software, database, server, commissioning and software maintenance. The portal is extremely intuitive so that even users can handle it without a technical background.

Customer benefits

- Cloud solution: the data can be accessed from anywhere in the world via the internet
- Optimised especially for energy data
- No investment in software, databases and IT infrastructure required
- Data is extremely secure (HTTPS)
- Simple summarization of all energy data from different locations
- Software installation not required; data can also be displayed directly in the browser on mobile devices such as iPads
- Intuitive operation with minimal training
- Software maintenance, data backup and IT administration not required
- Extremely cost-effective and convenient solution
- Lower data volume due to the push function
- Measured values are captured at the same time from various locations



www.energy-portal.com

Energy-Portal – The cloud solution

One APP is required for each UMG measurement device (UMG 96RM-EL^{*1}, UMG 604-PRO, UMG 605-PRO, UMG 508, UMG 509-PRO, UMG 511 and UMG 512-PRO); this APP is installed on the measurement device. After installing the APP and configuring the device's memory, the measured values that are to be sent can be selected on the measurement device homepage^{*1}. Up to 50 measurement devices, each with a maximum of 25 measured values can be managed per account. Mean values ≥ 10 minutes can be selected. The APP Push Service sends the measured data automatically to the www.energy-portal.com hosting server in cycles. The measured data can then be evaluated from anywhere in the world using any web browser.

What does the solution include?

- Server capacities, processing power (IaaS)
- Database storage capacities
- Data backup
- Push-App to be installed on the UMG measurement devices^{*1}
- Software as a service (SaaS): Provision of appropriate standardised visualisation software for energy consumption evaluation
- Quick and simple summarization of all energy data from different locations

^{*1}The selection of the measured values at the UMG96RM-EL has to be determined via an external programme. For data transfer is no APP required.



Use the Energy-Portal to achieve transparency, to save resources and lower energy costs: Modern energy data management



Energy-Portal – The display versatility

The user can configure the interface individually using drag & drop and the interface can be saved as a dashboard. There are various display-elements such as line graphs, bar charts, heat maps, etc. available. A very large number of up to 100 dashboards are possible. In addition, there is a print function to print the dashboard out.

Application examples



Example of a dashboard with a line chart (load profile) and the power value displayed using an analogue pointer display.



Benchmark for the production sites with level displays. The limit values can be adjusted individually for each of the locations.



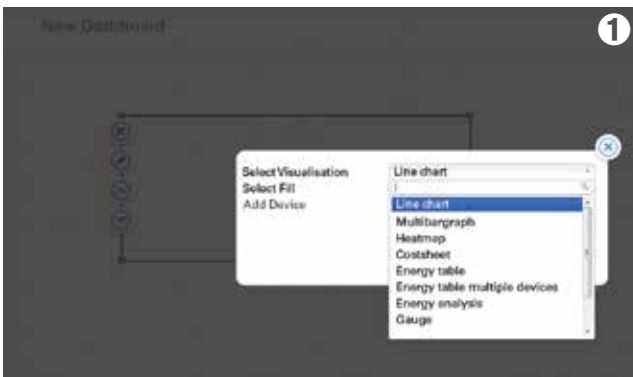
Heat map (spectral analysis) to determine peak loads that drive costs. The scroll bar in the chart's header area can be used to adjust the threshold values individually.



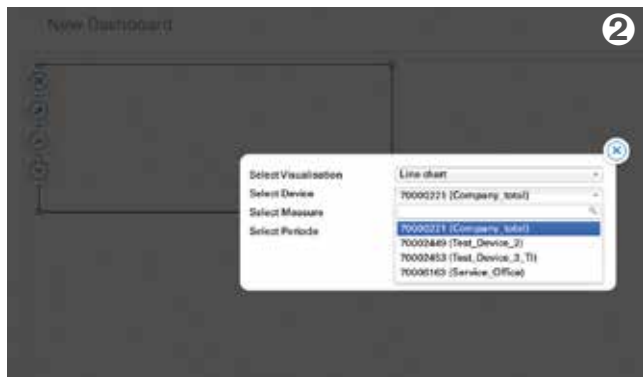
Dashboard example with two bar charts to compare el. energy values from the current day with the previous day or the current week with the previous week.

Energy-Portal – Customisable

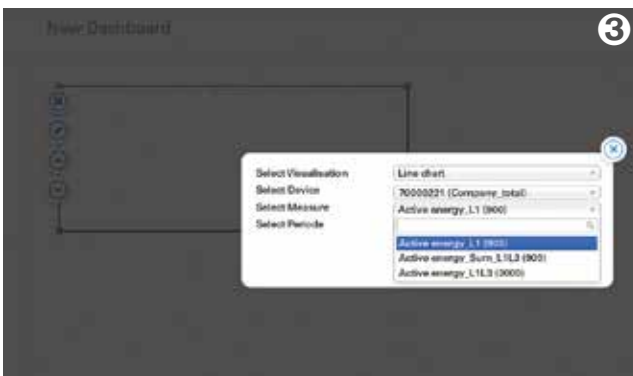
A simple, intuitive user interface is provided to create a dashboard. The measured values can be selected one after the other. The display can then be positioned anywhere on the dashboard.



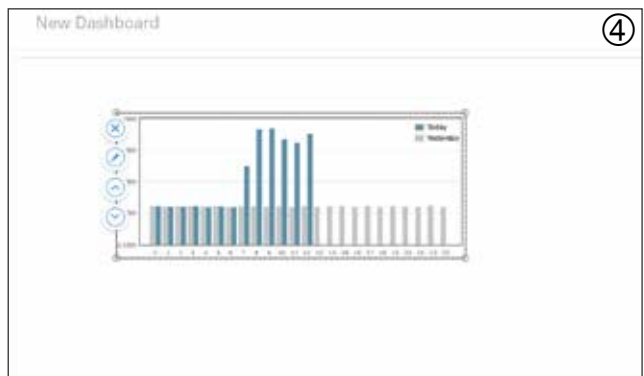
1st step: Select the chart type



2nd step: Select the measurement point



3rd step: Select measured values



Last step: Position the chart on the dashboard

ABC analysis of energy consumption

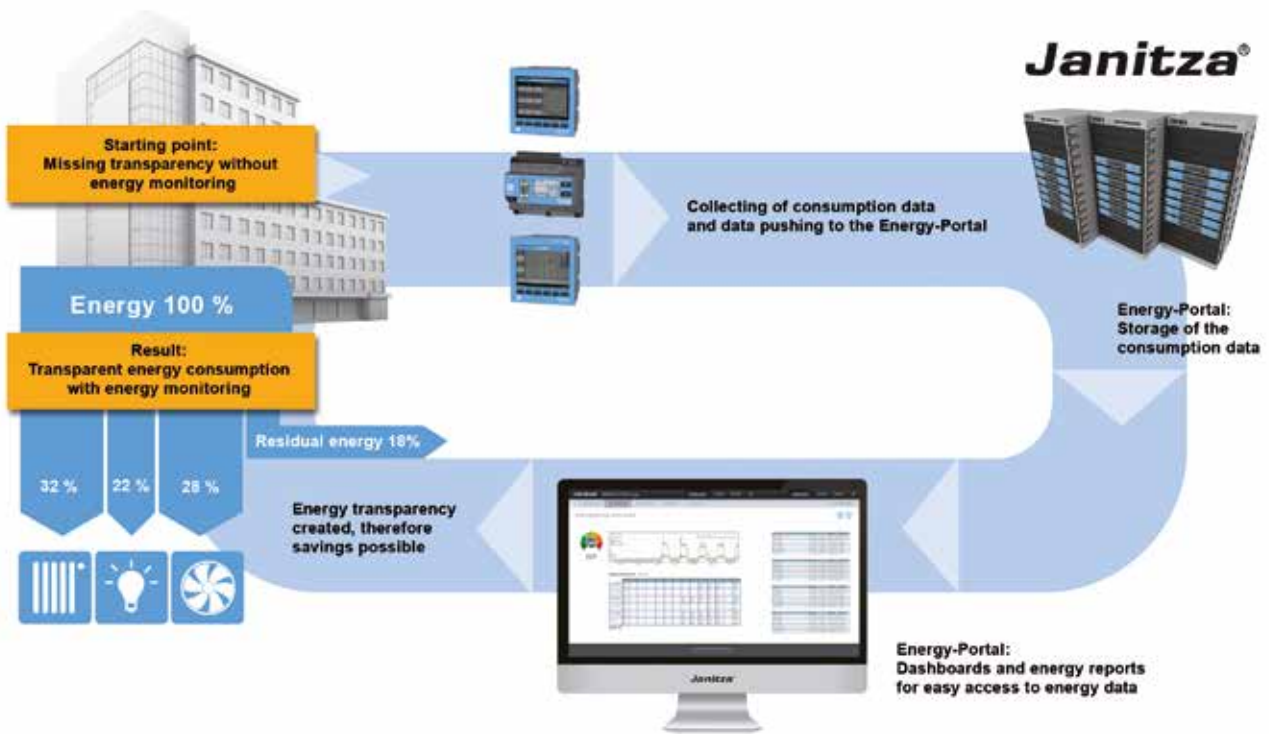


Energy-Portal – APP Push Service principle

APP Push Service characteristics

- Up to 25 measured values per measuring device can be sent simultaneously
- Transferring the last measured values from the UMG ring buffer
- The APP automatically detects which measured data in the UMG ring buffer is saved with which averaging time, and presents it for selection
- The measured values to be sent can be selected via the UMG measurement devices homepage
- Mean values are automatically synchronised to the device time
- The sending time can be adjusted for the transmission buffer. If the communication connection fails, there are no gaps in the data as long as the failure is shorter than the transmission buffer time
- The transmission interval can be adjusted
- View of a status display on the homepage with the last measured data transmitted





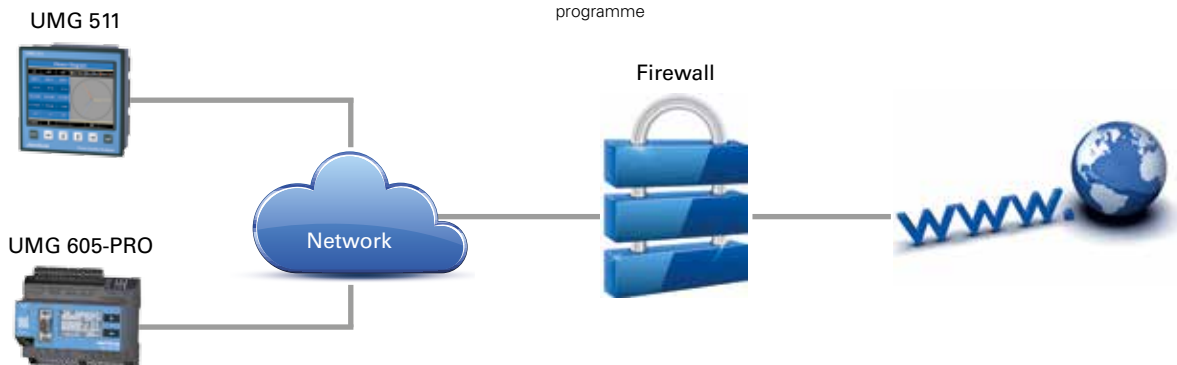
Energy-Portal – Data security

Data security

- Measured data to the server is AES encrypted
- One API key per account
- HTTPS encryption with certificate between the server and the customer PC
- Energy data is backed up daily

Technical data	
Max. number of measured values	25
Max. number of measurement devices	50
Max. number of dashboards per account	100
Default port	80
Measured values restriction	Averaging time \geq 10 minutes
Transmission buffer	1 hour – 100 days
Transmission interval	1 second – 30 minutes
Synchronisation	Synchronisation is carried out based on the device time
Selection of the measured values	On the device homepage ^{*1}
Measurement device types supported	UMG 96RM-EL ^{*1} , UMG 604-PRO, UMG 605-PRO, UMG 508, UMG 509-PRO, UMG 511, UMG 512-PRO

^{*1} UMG 96RM-EL: selection of the measured values has to be determined via an external programme



Janitza electronics GmbH
Vor dem Polstück 6
35633 Lahnau
Germany

Phone: +49 6441 9642-0
Fax: +49 6441 9642-30
info@janitza.com
www.janitza.com



Article no.: 33.03.671 • Doc. no.: 2.500.061.3 • Version 10/2017 • Subject to technical alterations.