



Mini Float/Float Type Level Switch

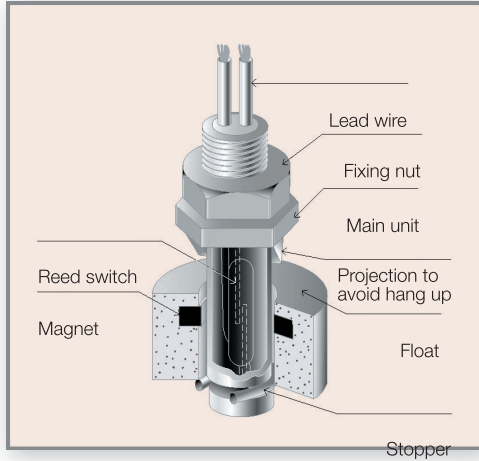
Model : SOL/ST- Point



SeoJin Instech Co., Ltd.

www.seojin.biz

Solar House / Washing Machine / Chemical Machine / Fuel Tank / Lubricant Oil Tank / Engine General Oil Tank / Hydraulic Pressure Machine / Manufacturing Machine / Vending Machine, etc.



Features

- Compact Size
- Low Cost
- Reliability / Long Switch Life
- Usable With Wide Range Of Liquids
- Easy Installation

Principle

The Seojin Instech mini float type liquid level switches contain hermetically-sealed reed switches in the stem and a permanent magnet in the float.

As the float rises or falls with the level of the liquid, the reed switch is activated by the magnet in the float.

The switch that operates, normally open or normally closed can easily be changed by reversing the float.

Specifications

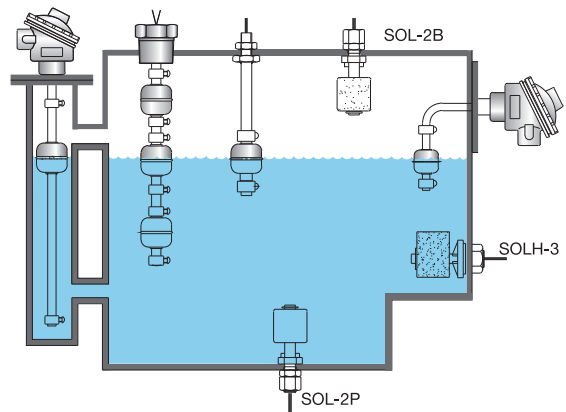
► Level Controller

DESCRIPTION	Type	SOCKET
Switch(Output Voltage)		12V AC or 12V DC
Contact Rating		250V AC, 5A
Power Supply		110 or 220V AC $\pm 10\%$, 50/60Hz
Ambient Temperature		-10 ~ +60°C
Control Output		SEC - 3U : H/AL or L/AL SLC - 100U : Control (Supply)
Material		Base Plate : ABS + Glass Cover : ABS
Mounting Method		Rack / Wall Mount
Dimensions(mm)		49(W) x 60(H) x 69(D)

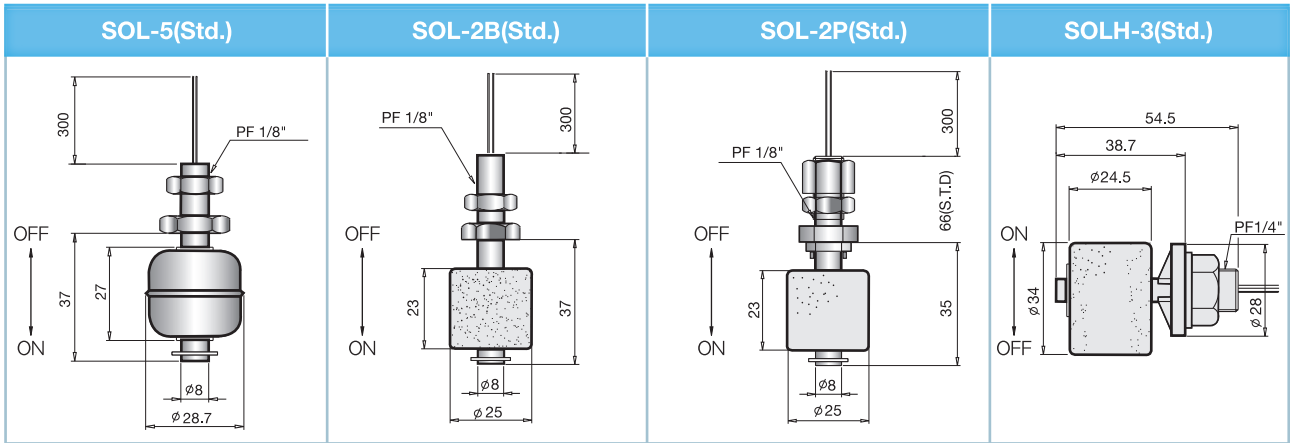
► Level Switch

DESCRIPTION	Type	SOL-5	SOL-2B	SOL-2P	SOLH-3	SOL- V
Material	Stem	304SS or 316LSS	MB ₃ BE ₂ / Nickel plated	P.P	P.P	PVC
	Float	316LSS	NBR	P.P	P.P	PVC
	Stopper	316LSS	304SS	P.P	P.P	PVC
Operating Temperature		-10°C ~ 100°C	-10°C ~ 90°C		-10°C ~ 60°C	
Pressure Rating		10kgf/cm ² Max.	5kgf/cm ² Max.		1Kgf/cm ² Max.	
Electric Rating (Resistive)	Max. Contact Rating	50W / 70VA				
	Max. Switching Current	0.5A				
	Max. Switching Voltage	300V AC / 350V DC				
Specific Gravity		0.8 Min.				
Lead Wire		#22AWG, 300mm				

Example of Mounting



Overall Dimensions



Ordering Information

■ Mini Float Type Level Switch

SOL - 1 A 1 A 1 A 1

HOUSING

- 1 = None (Std.)
- 3 = Thermocouple Head (Max.3 point)
- 4 = ADC Head (NEMA 4)

MEASURING PART LENGTH

- A = 0 ~ 57mm (Std.)
- B = 0 ~ 100mm
- C = 0 ~ 200mm
- D = 0 ~ 300mm
- E = 0 ~ 1000mm (Max.)

MOUNTING SIZE

- 1 = PF 1/8" None Housing (Std.)
- 2 = PF 1/4" None Housing
- 3 = PT 3/4"
- 4 = PT 1"
- OP = etc.

WET PART MATERIAL

- A = 304SS (Std.)
- B = 316LSS
- C = Brass / Nickel plated
- D = P.P
- E = PVC

FLOAT MATERIAL

- 1 = 316LSS (Std.)
- 2 = NBR
- 3 = P.P
- 4 = PVC

NUMBER OF FLOAT

- A = 1 EA (316SS Std.)
- B = 2 EA (Min. Length 80mm)
- C = 3 EA (Min. Length 120mm)
- D = 4 EA (Min. Length 160mm)

FUNCTION

- 1 = 1 Point (Std.)
- 2 = 2 Point
- 3 = 3 Point
- 4 = 4 Point

■ When order, give us information on exact locations of relay point.

ST-□S

Float Type Level Switch

Features

- Ideally suited on liquid tanks of oil, hydrochloric acid, sulfuric acid, etc.

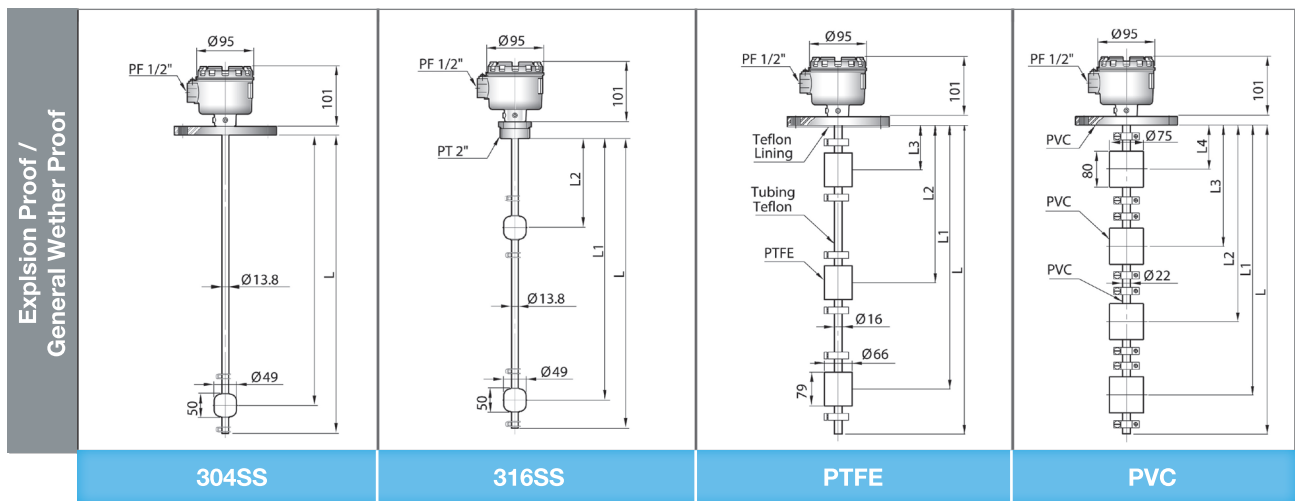
Principle

Hermetically-sealed reed switches inside the stem are activated by the permanent magnet inside the float which rises and falls with the changes of liquid Level.

Resistance value is changed according to the operation of reed switches.

Total resistance value is selected by the unit and transmit relay output.

Overall Dimensions



Specifications

► Level Switch

DESCRIPTION		Type	304SS	316SS	PVC	PTFE
Electric Rating / SPST (Resistive)	Max. Contact Rating		50W / 70VA			
	Max. Switching Current		0.5A			
	Max. Switching Voltage		300V AC / 350V DC			
Electric Rating / SPDT(Resistive)	Max. Contact Rating		5W			
	Max. Switching Current		DC 0.4A / AC 0.28A			
	Max. Switching Voltage		125V AC / 175V DC			
Temperature	Electronics		-10 ~ +60 °c			
	Probe		-10 ~ +100 °c		-10 ~ +60 °c	-10 ~ +100 °c
Operating Pressure			10Kgf/cm ² Max.		2Kgf/cm ²	2" Float -1Kgf/cm ²
Specific Gravity			0.65 Min.		0.5 Min.	0.75 Min.
Lead Wire			Weather Proof, Explosion Proof (Ex d II C T6, IP65)			

Specifications

► Level Controller

DESCRIPTION	Type	Multi-Wire	2-Wire
Sensor (Output Voltage)		12V DC	15V DC
Contact Rating		250V AC, 5A	
Power Supply		110or 220V AC±10%, 50/60Hz	110/220V AC ±10%, 50/60Hz
Ambient Temperature		-10 ~ +60 °C	
Control Output		SLC-100U : Control	SLCA-HL-2W : Bz, L/AL, Control, H/AL SLA-4P-Q : LL, L, H, HH (Bz, C1, C2, H/AL)
Fuse Rating		N / A	250V AC, 0.1A
Material		Base Plate : ABS + Glass Cover : ABS	Unburnable ABS
Mounting Method		Rack / Wall Mount	Wall Mount
Dimensions(mm)		49(W) x 60(H) x 69(D)	87(W) x 156(H) x 68.2(D)

Ordering Information

■ Float Type Level Switch (304SS/316SS/PTFE)

ST - 1S A 1 A 1 A 1 B 3

CONDUIT CONNECTION

- 1 = PF 3/4"
- 2 = PT 3/4"
- 3 = PF 1/2" (Ex/ADC-Std.)
- 4 = PT 1/2"
- 5 = NPT 1/2"
- 6 = NPT 3/4"
- OP=etc.

ENCLOSURE

- B = Weather Proof (ADC)
- C = Explosion Proof (Ex d II C T6, IP65)

OPERATING TEMPERATURE

- 1 = -10 ~ +60°C (Std.)
- 2 = -10 ~ +100°C (Max.)

MOUNTING SIZE

- A = JIS 10K 80A 6t FF Flange (Std.)
- B = JIS 10K 100A 6t FF Flange (Std.)
- C = PT 2"
- D = JIS 10K 80A FF Flange
- E = JIS 10K 100A FF Flange
- OP = etc.

MEASURING LENGTH

- 1 = 0 ~ 1M
- 2 = 0 ~ 2M
- 3 = 0 ~ 3M
- 4 = 0 ~ 4M
- 5 = 0 ~ 5M (4.9M Max.)

WET PART MATERIAL

- A = 304SS (Std.)
- B = 316LSS
- D = PTFE

TYPE OF WIRE CONNECTION

- 1 = Multi-Wire (Std.)
- 2 = 2 Wire

NUMBER OF FLOAT

- A = 1 EA (Std.) (Min. Length 80 mm)
- B = 2 EA (Min. Length 170 mm)
- C = 3 EA (Min. Length 250 mm)
- D = 4 EA (Min. Length 330 mm)
- E = 5 EA (Min. Length 410 mm)

* PTFE is the same as PVC

NUMBER OF POINT (1M)

- 1 S = 1 point
- 2 S = 2 point
- 3 S = 3 point
- 4 S = 4 point
- 5 S = 5 point

■ When placing an order, selected ordering number should be indicated on the purchase order sheet.

Ordering Information

■ Float Type Level Switch (PVC)

ST- 1S A 1 C 1 A 1 B 3

CONDUIT CONNECTION

- 1 = PF 3/4"
- 2 = PT 3/4"
- 3 = PF 1/2" (Std.)
- 4 = PT 1/2"
- 5 = NPT 1/2"
- 6 = NPT 3/4"
- OP=etc.

ENCLOSURE

- B = Weather Proof (ADC Std.)
- C = Explosion Proof (Ex d IIC T6, IP65)

OPERATING TEMPERATURE

- 1 = -10 ~ +60 °C (Std.)

MOUNTING SIZE

- A = JIS 10K 80A FF Flange (Std.)
- B = JIS 10K 100A FF Flange (Std.)
- OP = etc.

MEASURING LENGTH

- 1 = 0 ~ 1M
- 2 = 0 ~ 2M
- 3 = 0 ~ 3M
- 4 = 0 ~ 4M (3.9M Max.)

WET PART MATERIAL

- C = PVC

TYPE OF WIRE CONNECTION

- 1 = Multi - Wire (Std.)
- 2 = 2 Wire

NUMBER OF FLOAT

- A = 1 EA (Std.) (Min. Length 110 mm)
- B = 2 EA (Min. Length 300 mm)
- C = 3 EA (Min. Length 450 mm)
- D = 4 EA (Min. Length 600 mm)
- E = 5 EA (Min. Length 750 mm)

NUMBER OF POINT (1M)

- 1S = 1 point
- 2S = 2 point
- 3S = 3 point
- 4S = 4 point
- 5S = 5 point

■ When placing an order, selected ordering number should be indicated on the purchase order sheet.

 **SeoJin Instech Co., Ltd.**

14, Dunchon-daero 457beon-gil, Junwon-gu
Seongnam-si, Gyeonggi-do, Korea [Zip.13218]

☎ +82-31-627-9000 🏠 +82-31-624-5345

<http://www.seojin.biz>

2018 Edition Rev.0 (printed by Daoom)

■ Specifications subject to change without notice