

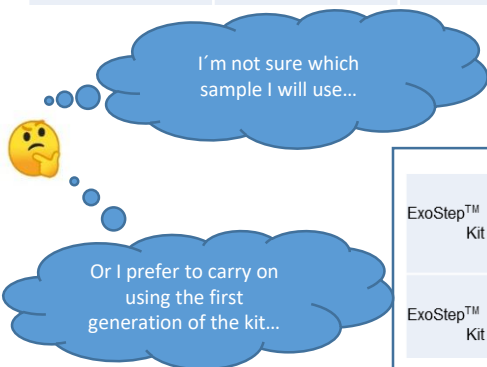
EXOSTEP

SECOND GENERATION OF THE MOST SUCCESSFULLY EXOSOME FACS ANALYSIS AND PURIFICATION KIT.

We would like to inform you about the new references for our Exostep kits.

HUMAN EXOSOMES DETECTION KITS. UPDATED REFERENCES

Name	Unit Size	Old Reference		Name	Unit Size	Updated Reference
ExoStep™ Culture	25 test	ExoS-25-C9 ExoS-25-C81	➔	ExoStep™ Culture	25 test	ExoS-25-C9
ExoStep™ Culture + Standard	25 test	ExoS-25-CST9 ExoS-25-CST81		ExoStep™ Culture + Standard	25 test	ExoS-25-CST9
ExoStep™ Plasma	25 test	ExoS-25-P9 ExoS-25-P81	➔	ExoStep™ Plasma	25 test	ExoS-25-P81
ExoStep™ Plasma + Standard	25 test	ExoS-25-PST9 ExoS-25-PST81		ExoStep™ Plasma + Standard	25 test	ExoS-25-PST81
ExoStep™ Urine	25 test	ExoS-25-U9 ExoS-25-U81	➔	ExoStep™ Urine	25 test	ExoS-25-U9
ExoStep™ Urine + Standard	25 test	ExoS-25-UST9 ExoS-25-UST81		ExoStep™ Urine + Standard	25 test	ExoS-25-UST9



ExoStep™ General Kit	25 test	ExoS-25-G9	Superparamagnetic Capture Beads (CD63 Capture Beads) Primary detection antibody (CD9 Biotin) Secondary detection reagent (PE Conjugated) Assay Buffer 10X
ExoStep™ General Kit	25 test	ExoS-25-G81	Superparamagnetic Capture Beads (CD63 Capture Beads) Primary detection antibody (CD81 Biotin) Secondary detection reagent (PE Conjugated) Assay Buffer 10X

Advantages

- ✓ HIGHER SENSITIVITY
- ✓ MOST ACURATE RESULTS IN DIRECT DETECTION IN ALL KIND OF SAMPLES
- ✓ SAVE TIME – SHORTEST PROTOCOLS

Improve your research and liquid biopsy research with the most sensitive tools developed to date.

Get in touch with us to get more information about these kits as well as the rest of products for Exosome detection by flow cytometry:

Capture Beads

Simple bead population, coated with a capture antibody for isolation/detection of exosome.



PRODUCT DESCRIPTION	REFERENCE
Human IgG1 Capture Beads (Isotype Control) for Flow Detection	IGG1CB-25
Human CD9 Capture Beads for Flow Detection	9CB-25
Human CD63 Capture Beads for Flow Detection	63CB-25
Human CD81 Capture Beads for Flow Detection	81CB-25
Human CD326 (EpCAM) Capture Beads for Flow Detection	326CB-25

Antibodies



PRODUCT DESCRIPTION	REFERENCE
Biotin mouse anti-human CD63 Antibody	63BExo-25
FITC Mouse anti-Human CD63 Antibody	63FExo-25
PE Mouse anti-human CD63 Antibody	63PEExo-25
CF-Blue Mouse anti-Human CD63 Antibody	63CFBEExo-25
Biotin mouse anti-human CD9 Antibody	9BExo-25
CF-Blue mouse anti-human CD9 Antibody	9CFExo-25
FITC mouse anti-human CD9 Antibody	9FExo-25
PE mouse anti-human CD9 Antibody	9PEExo-25
Biotin mouse anti-human CD81 Antibody	81BExo-25
CF-Blue mouse anti-human CD81 Antibody	81CFExo-25
FITC mouse anti-human CD81 Antibody	81FExo-25
PE mouse anti-human CD81 Antibody	81PEExo-25
Biotin mouse anti-human CD326 Antibody	326BExo-25
FITC mouse anti-human CD326 Antibody	326FExo-25
PE mouse anti-human CD326 Antibody	326PEExo-25


Secondary Reagents

Streptavidin FITC	STRPVF
Streptavidin PE	STRPVPE

Exosome Isolation Columns

Size exclusion columns for easy & rapid exosome isolation. Ultracentrifugation free method

PRODUCT DESCRIPTION	REFERENCE
Size Exclusion Columns	EXOSEC



Lyophilized Exosome Standards

Lyophilized exosomes derived from different human cancer cell lines and/or biofluids.

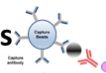
PRODUCT DESCRIPTION	REFERENCE
Exosomes from PC-3, a human metastatic prostate cancer cell line	ExoPC3
Exosome from HT-29, a human colon cancer cell line	ExoHT29
Exosome from MCF-7, a human breast cancer cell line	ExoMCF7
Exosome from Plasma, a human breast cancer cell line	ExoPLASMA

Exosome precipitation solution

Easy & rapid precipitation solution. Ultracentrifugation free method.

PRODUCT DESCRIPTION	REF.	SAMPLE	VOL
Exosome Solution	EPStep	Cell Culture media, Urine	12 ml
Exosome precipitation from plasma and serum	EPStep-PS	Plasma, serum	5 ml
Exosome precipitation from Plasma + Trombin	EPStep-T	Plasma	5 ml

Mouse Exosome Detection Kits



Name	Unit Size	Reference	Content of the kit
Mouse ExoStep™ Culture	25 test	MOExoS-25-C	Superparamagnetic Capture Beads (CD63 Capture Beads) Primary detection antibody (CD9 Biotin) Secondary detection reagent (PE Conjugated) Assay Buffer 10X
Anti-mouse CD9 Antibody	25 test	MO9BExo-25	Biotin rat anti-mouse CD9 Antibody
Anti-mouse CD9 Antibody	25 test	MO9FExo-25	FITC rat anti-mouse CD9 Antibody

IMMUNOSTEP YOUR FLOW CYTOMETRY PARTNER