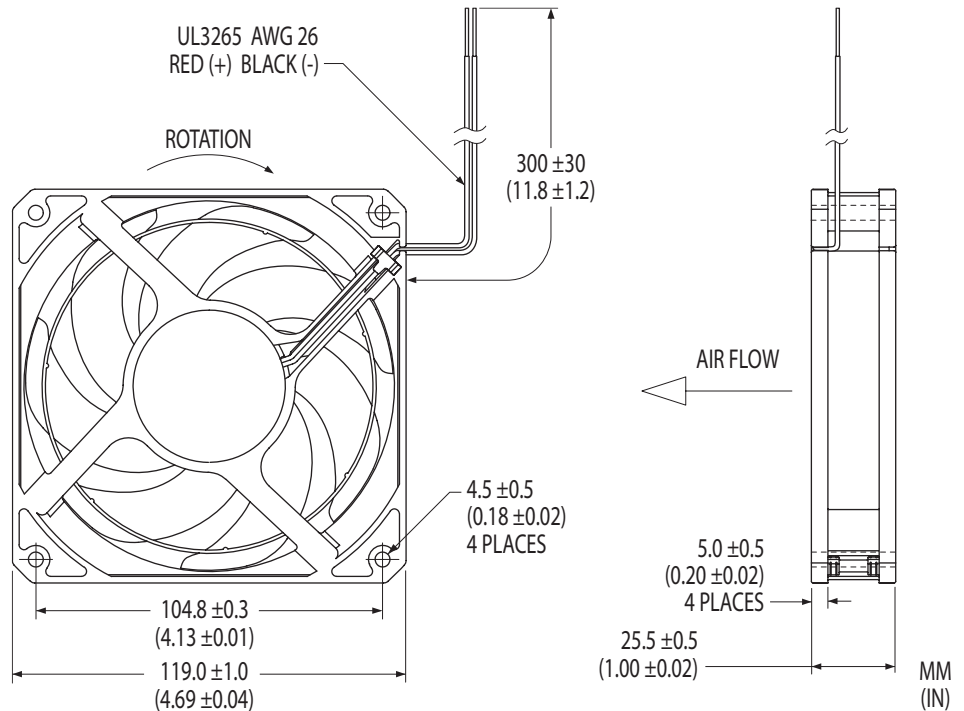


119 x 25.5mm



D1225C Series

- ✓ Compact, Low-Noise, Low-Vibe Cooling Fans
- ✓ Air Performance Ratings to 150 CFM and 0.6 inwg
- ✓ Tachometer, Locked Rotor Alarm, and Speed Control Options
- ✓ Permanently Lubricated, Shielded Dual Ball Bearings



BB, B9, B7 Models

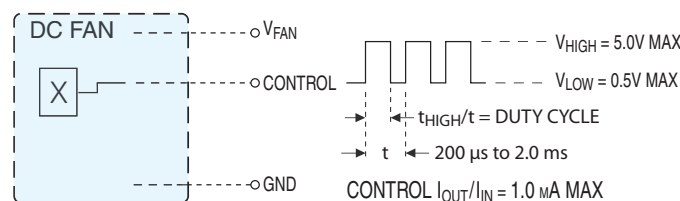
Tube Axial Cooling Fans

Model	Air Flow (CFM)	Max. Static Pressure (inwg)	Operating Voltage		Operating Current (A)	Input Power (W)	Fan Speed (rpm)	Sound Pressure (dBA)	Operating Temp.		L10 Life† (hours)
			Nominal (V)	Range (V)					Min. (°C)	Max. (°C)	
D1225C12BBAZ-00	150	0.60	12	10.2-13.8	1.14	13.7	5400	53.5	-20	+60	100,000
D1225C24BBAZ-00	150	0.60	24	20.4-27.6	0.58	13.9	5400	53.5	-20	+60	100,000
D1225C12B9AZ-00	117	0.38	12	10.2-13.8	0.56	6.7	4250	47.5	-20	+60	100,000
D1225C24B9AZ-00	117	0.38	24	20.4-27.6	0.29	7.0	4250	47.5	-20	+60	100,000
D1225C12B7AZ-00	83	0.20	12	10.2-13.8	0.22	2.6	3000	38.0	-20	+60	100,000
D1225C24B7AZ-00	83	0.20	24	20.4-27.6	0.14	3.4	3000	38.0	-20	+60	100,000
D1225C12B6AZ-00	69	0.11	12	5.0-13.2	0.12	1.5	2150	30	-10	+60	100,000
D1225C12B5AZ-00	58	0.08	12	5.0-13.2	0.08	1.0	1850	26	-10	+60	100,000
D1225C24B5AZ-00	58	0.08	24	12.0-26.4	0.05	1.1	1850	26	-10	+60	100,000
D1225C12B4AZ-00	46	0.05	12	5.0-13.2	0.05	0.6	1450	19	-10	+60	100,000
D1225C24B4AZ-00	46	0.05	24	12.0-26.4	0.03	0.7	1450	19	-10	+60	100,000

Air flow, current, speed and sound pressure ratings are at nominal operating voltage and zero static pressure. † L10 bearing life expectancy at $T_A = +35^\circ\text{C}$. At $+60^\circ\text{C}$, life expectancy is 45,000 hours (BB models), 55,000 hours (B5 and B6 models) and 60,000 hours (B9, B7, B4 models). Failure criteria for testing that establishes these figures include a 20 percent reduction in speed or an 8 dB increase in sound generation. Pulse-width modulated speed control is specified by changing the penultimate letter of the model name from "A" to "Z." To specify an open-collector tachometer circuit (two square wave pulses per revolution, 50 percent duty cycle) terminated in a third lead wire, replace the "Z" at the end of the model name with "P." For an open-collector, low-pass/high-fail locked rotor alarm circuit terminated in a third lead wire, replace the last letter with an "S."

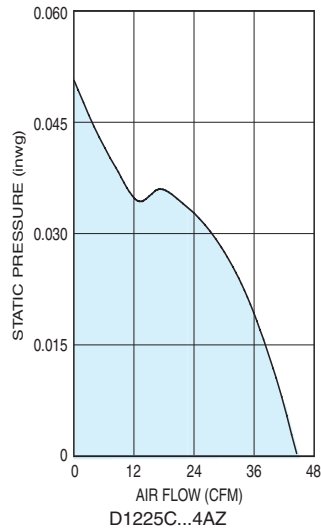
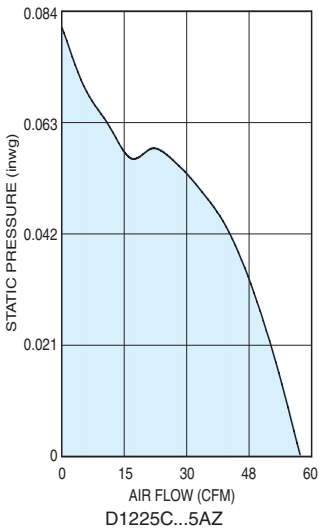
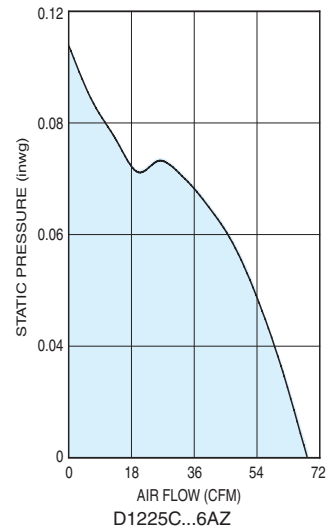
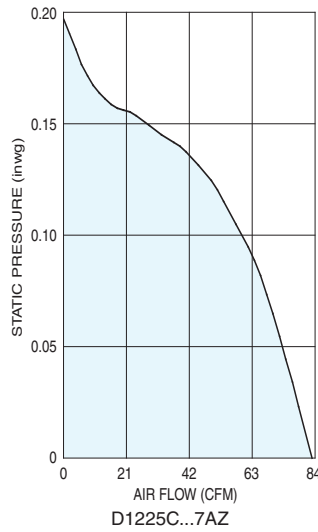
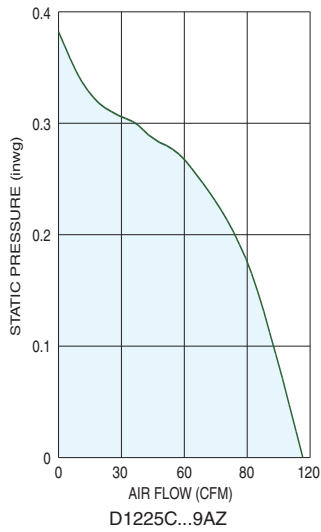
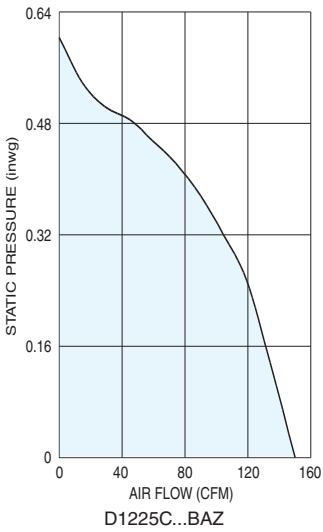
N/BAAH

PULSE-WIDTH MODULATED SPEED CONTROL

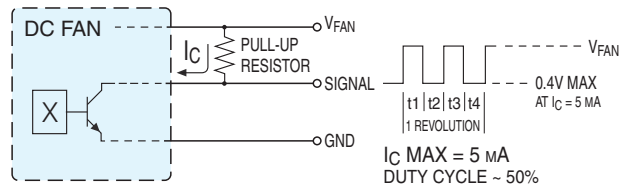


All for dreams

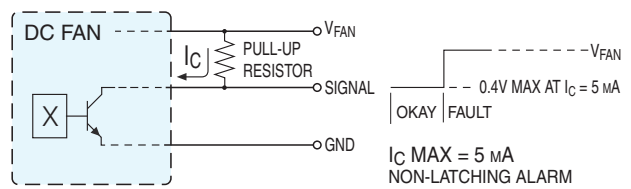
Nidec America Corporation · phone 781-848-0970 · email fans@nidec.com · www.nidec.com



OPEN-COLLECTOR TACHOMETER (OPTION P)



OPEN-COLLECTOR LOCKED ROTOR ALARM (OPTION S)



B6, B5, B4 Models

