

Model: BPA-C150

Total Power	150 Watts
Input Voltages	90-264 VAC
Outputs	Single with 5VSB



SPECIAL FEATURES

- Active Power Factor Correction
- Wide Range Input
- Active Current Share – Single wire
- Remote Sensing
- N+1 Redundancy (OR-ing FET optional)
- PS Present
- Power Fail
- PS_ON
- Enable
- Hot Pluggable
- 80+ Silver
- I2C interface (Optional)
- CE compliant

ENVIRONMENTAL SPECIFICATIONS

Humidity: Up to 95% non-condensing

Storage Temperature: -40° to +85°C

Temperature coefficient: ±0.01% / °C

Ambient Operating Temperature: 0 to +50°C continuous duty, full rating. Derates linearly to 50% of full rating at +71°C.

Cooling: Convection cooled for 100W
10CFM forced air cooling required for 150W

SAFETY APPROVALS

UL, cUL, CB and DEMKO to 60950-1, **to be applied**

ELECTRICAL SPECIFICATIONS

Input Specifications

- Input Range.....90-264 VAC
- Frequency..... 50-60 Hz
- EMI filter..... EN55022 Class B, FCC Part 15
- Inrush Current..... ≤32A @ 230 VAC
- Input Current..... 1.3A
- Isolation..... 4242 VDC (Input to Output)
- Efficiency.....>90% @ 220 VAC
- Active PFC.....0.99
- Switching Frequency.....134 KHz.
- Leakage..... <300uA

Main Output Specifications

DC Output..... Maximum continuous output power 150W with minimum 10CFM fan cooling required. 100W at natural convection.

Line Regulation.....±0.5%

Load Regulation.....±2%

Ripple and Noise.....1% Pk to Pk

Transient Response..... 2% Maximum deviation; returns to initial condition in 1 msec max.

300-1 Route 17 South Suite B2
Lodi, NJ 07644
Phone: (973) 594-1800 Fax: (973) 594-1804
salesteam@blutekpower.com

BPA-C150-120 – 011215

Model: BPA-C150

ELECTRICAL SPECIFICATIONS (CONT')

Output Specifications

Long Term Stability.....0.01% after 20 minute warm-up.

Hold-Up Time.....20msec minimum

OVP.....Set at 115% to 135%.
Latching method. AC must be recycled to restart the unit.

Short-circuit Protection.....The units will withstand a continuous short without damage. It will automatically return to regulation upon removal of the short.

Overload Protection.....The overload protection feature will reduce the output voltage to a safe dissipation level when the output power rating exceeds 110% of maximum rated power. The unit will automatically return to regulation upon removal of the overload.

ORing FET (Optional)..... ORing FET provided for redundant operation.

Active Current Share (S2).....12V Output will current share within 5% when interconnected by a single wire

Passive Current Share5VSBY droop type

Remote Sensing (R2/E3).....on 12V Output only

PS_ON (F3).....Digital Input: A logic low enables the Main output of the supply. A low shall not source more than 1ma of current.

Enable (R6).....Digital Input. When driven high, main output is disabled. When Low, power supply main output state is as controlled by PS_ON.

FAL/PWR_FAIL (U2).....Digital output, Open Collector, driven high when outputs are in regulation. It will go low a minimum of 1mS prior to output going out of regulation.

DEG (U5).....Open Collector, temperature warning signal default setting at 85°C will change signal state from Hi to Low or Low to Hi (signal and temperature preferences programmable at factory)

PS Present (H3)..... Digital Output.
Pulled low via 100 Ohm resistor

Thermal Protection.....The power supply has a built in thermal sensor to protect against abnormal temperature conditions.

I²C/PMBUS.....Monitors temperature, output voltage, and output current, connects to a serial NVRAM which is programmed with serial number. PMBUS Standard to allow monitoring of overall operation of power supply.

LED Indicators The power supply will have two LED's providing the power supply status:

All outputs are operating within spec	Steady Green
Standby (PSON disabled)	Blinking Green
Voltage or Temperature warning	Blinking Yellow
Voltage or Temperature fault	Steady Yellow
PSKILL and/or power supply off	NO LED's

OVERALL MECHANICAL DIMENSIONS

See attached Outline Drawing

CONNECTOR

Input/Output..... FCI Connector 51939-667

Input (optional)..... IEC C14

NOTES

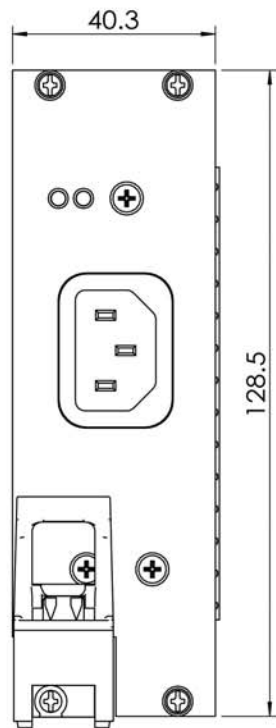
- Specifications subject to change without notice.
- All dimensions in inches/mm
- Warranty: 2 years
- Weight: TBD

VOLTAGE/CURRENT RATING CHART (All configurations not shown)

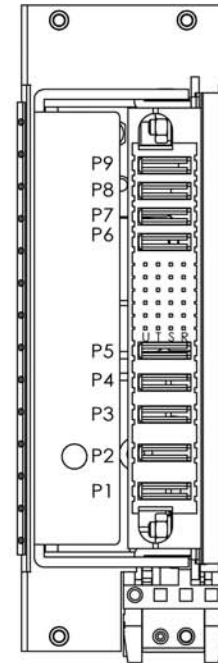
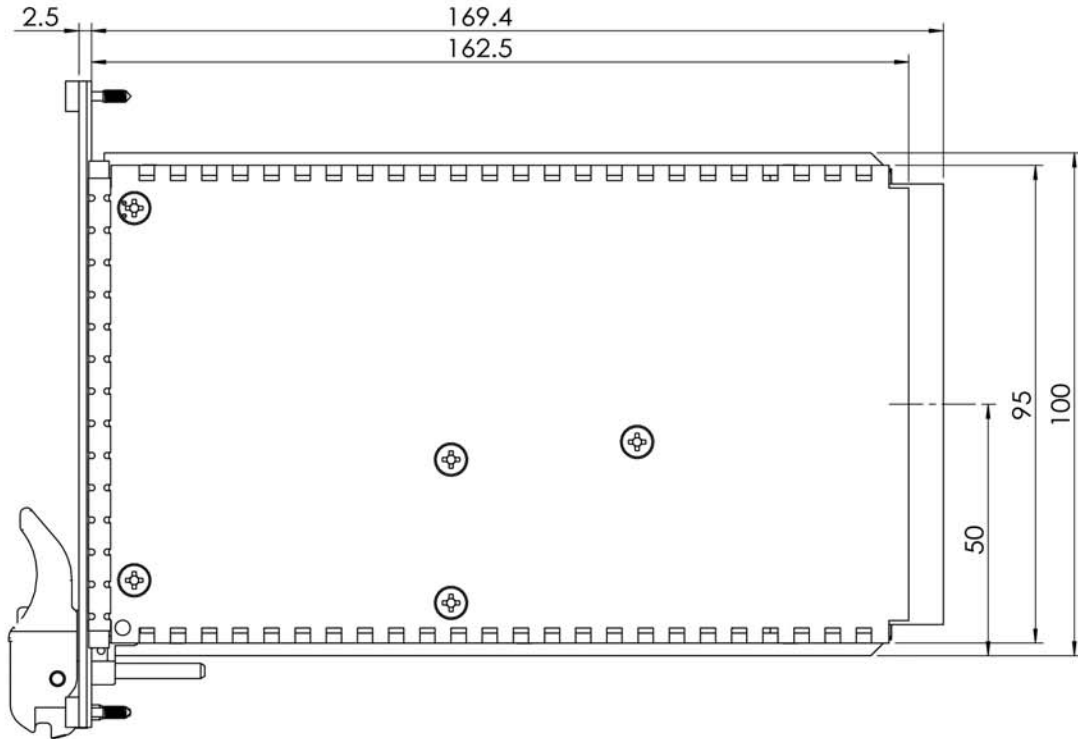
Model #	Assignment	Voltages	Minimum	Maximum
BPA-C150-120	VO1	12V	0A	12.5A
	VO2	5VSB	0A	2.5A

300-1 Route 17 South Suite B2
Lodi, NJ 07644
Phone: (973) 594-1800 Fax: (973) 594-1804
salesteam@blutekpower.com

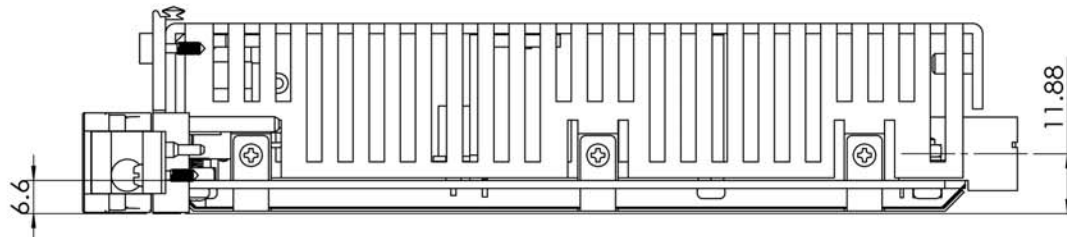
BPA-C150-120 – 011215



HANDEL
ELMA 81-189
M-4888



S2-40308
CONNECTOR
FCI 51939-667



BluTek Power			
TITLE		OUTLINE DRAWING	
DRAWN	L. J. HUN	DRG. NO.	BLU-759
CHECKED		MODEL NO.	BPA-C150

UNIT	mm[inches]	REV. NO.	C	SCALE	0.7 : 1	MAT'L	t=
THIRD		SIZE	A3	TOL.	± 0.2	DATE	11. 04. 2014