

Model: BPD-C300B-120E

Total Power	300 Watts
Input Range	14.4-72 VDC
Outputs	12V plus 5VSB



SPECIAL FEATURES

- Wide Range
- Active Current Share – Single wire
- Remote Sensing
- N+1 Redundancy
- Power Fail
- PS_ON
- Enable
- Temperature Monitoring
- I2C interface with PMBus communication
- Hot Pluggable
- RoHS compliant
- UL, CUL, and DEMKO
- CE compliant
- **Custom modifications available**

ENVIRONMENTAL SPECIFICATIONS

Humidity: Up to 95% non-condensing

Storage Temperature: -40° to +85°C

Ambient Operating Temperature: -40 to +70°C
continuous duty, full rating.

Cooling: 20CFM forced air cooling required

SAFETY APPROVALS -

UL & cUL 60950-1, 2nd Edition, 2014-10-14 (Information Technology Equipment – Safety – Part 1: General Requirements)

IEC 60950-1 (2005) (2nd_Edition): Am 1:2009 + Am 2:2013

Demko EN 60950-1:2006/A11 :2009, EN 60950-1:2006/A12:2011, EN 60950-1:2006/A1:2010, EN 60950-1:2006 /A2:2013

ELECTRICAL SPECIFICATIONS

Input Specifications

Input Range..... 14.4-72 VDC
EMI filter..... EN55022 Class B, FCC Part 15
Inrush Current..... ≤30A
Input Current..... 19.8A @ 16.8VDC
Isolation..... 2828 VDC (Input to Output)
Efficiency..... >89%

Output Specifications

DC Output..... Maximum continuous output power 300 Watts with 20CFM fan cooling required

Line Regulation..... ±0.5%

Load Regulation..... ±1% on main output

Ripple and Noise..... 2% Pk to Pk

Transient Response..... 2% Maximum deviation; returns to initial condition in 1 msec max.

300-1 Route 17 South Suite B2

Lodi, NJ 07644

Phone: (973) 594-1800 Fax: (973) 594-1804

salesteam@blutekpower.com

BPD-C300B-120E Spec – 081816

Model: BPD-C300B-120E

ELECTRICAL SPECIFICATIONS (CONT')

Output Specifications

Long Term Stability..... 0.01% after 20 minute warm-up.

OVP.....Set at 115% to 135%.
Latching method. DC must be recycled to restart the unit.

Short-circuit Protection.....The units will withstand a continuous short without damage. It will automatically return to regulation upon removal of the short.

Overload Protection.....The overload protection feature will reduce the output voltage to a safe dissipation level when the output power rating exceeds 110% of maximum rated power. The unit will automatically return to regulation upon removal of the overload.

ORing FET.....ORing FET provided for redundant operation.

Active Current Share12V Output will current share within 5% when interconnected by a single wire

Passive Current Share5VSBY droop type

Remote Sensing12V Output only

PS_ONDigital Input: A logic low enables the Main output of the supply.

EnableDigital Input. When driven high, main output is disabled. When Low, power supply main output state is as controlled by PS_ON.

FAL/PWR_FAILDigital output, Open Collector, driven high when outputs are in regulation.

DEG Open Collector, temperature warning signal A TBD temperature will change signal state from Hi to Low or Low to Hi (programmable preferences)

PS PresentDigital Output. Pulled low via 100 Ohm resistor

Thermal Protection.....The power supply has a built in thermal sensor to protect against abnormal temperature conditions.

I²C/PMBUS.....Monitors temperature, output voltage, and output current, connects to a serial NVRAM which is programmed with serial number. PMBUS Standard to allow monitoring of overall operation of power supply.

LED IndicatorsThe power supply will have two LED's providing the power supply status:

All outputs are operating within spec	Steady Green
Standby (PSON disabled)	Blinking Green
Voltage or Temperature warning	Blinking Yellow
Voltage or Temperature fault	Steady Yellow
PSKILL and/or power supply off	NO LED's

OVERALL MECHANICAL DIMENSIONS

See attached Outline Drawing

PIN ASSIGNMENTS

See attached In/Output Rating and Pin Assignment Drawing

CONNECTOR

Input/Output.....FCI Connector 51939-667

NOTES

- Specifications subject to change without notice.
- All dimensions in inches/mm
- Warranty: 2 year
- Weight: Approx. 1.6lbs (0.68Kg)

VOLTAGE/CURRENT RATING CHART

Part Number	Assignment	Voltage	Minimum	Maximum
BPD-C300B-120E	VO1	+12V	0A	25A
	5VSB	+5V	0A	2.5A

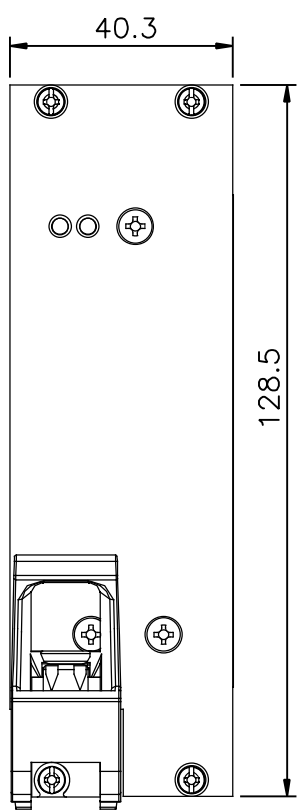
300-1 Route 17 South Suite B2

Lodi, NJ 07644

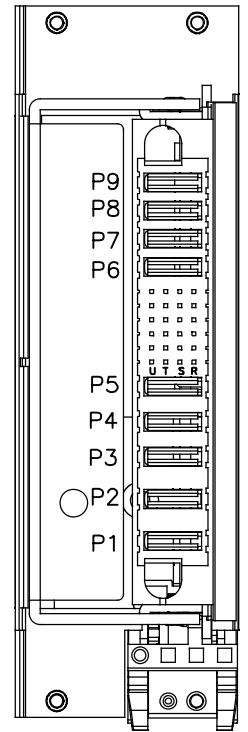
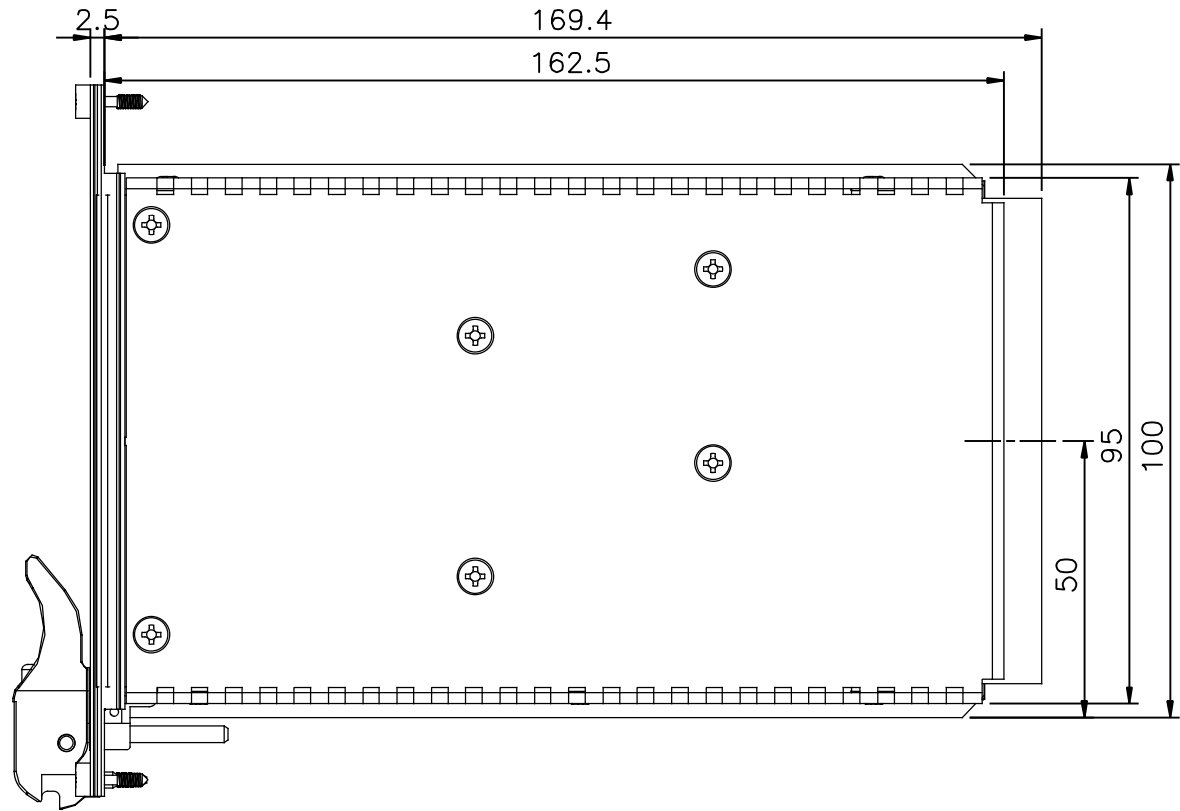
Phone: (973) 594-1800 Fax: (973) 594-1804

salesteam@blutekpower.com

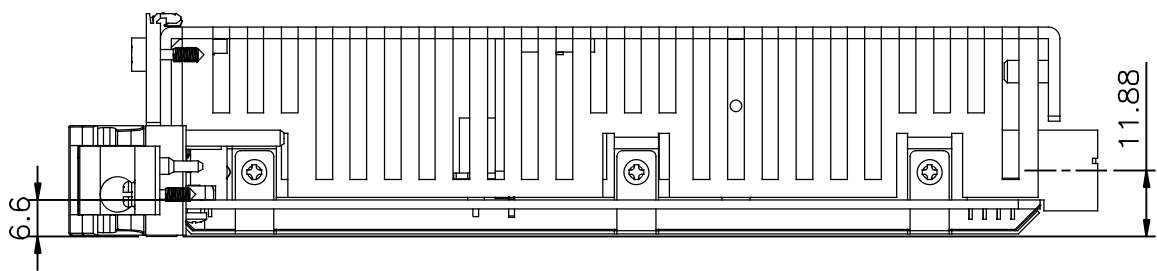
BPD-C300B-120E Spec – 081816



HANDLE P/N:
ELMA 81-189



CONNECTOR:
FCI51939-667



適用機種
BPD-C300B-120E

BluTek Power	
外観尺寸圖	
TITLE	外観尺寸圖
DRAWN	L. J. HUN
CHECKED	
DRG. NO.	BLU-739
MODEL NO.	BPD-C300C-120E

中国区总代理：上海佳舍珀电子科技有限公司

UNIT	mm[inches]	REV. NO.	A	SCALE	0.7 : 1	MAT'L	电话：021-61999334 手机：13764303579 电子邮件：roman.xiao@jitpower.cn www.jitpower.cn
THIRD				TOL.	± 0.2	DATE	05. 07. 2014



300-1 (B2) Route 17, Lodi, NJ 07644

MODEL NO. : BPD-C300B-120E

INPUTS : BPD-C300B-120EC

IN/OUTPUT RATING & PIN ASSIGNMENT

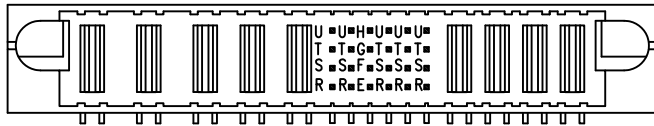
SIZE : A4	FM-4000-34/REV.A-080502'
UNIT : mm[inches]	FILENAME: PPSC0621
REV. NO.: B	DATE : 02. 18. 2016
DRAWN: 洪麗珍 L. J. Hun	CHECKED:

ASSIGNMENT	D.C. VOLTAGE	CURRENT	PIN NBR
+VIN:	14.4-72V---	25A	P5
-VIN:			P4
GND:			P3

ASSIGNMENT	D.C. VOLTAGE	CURRENT	PIN NBR
V01:	12V ---	25A	P8,P9
DC COM:	G3 (SHORT PIN)		P6,P7,S6,G3,U4
5VSB:	5V ---	2.5A	T5,T6,U6
-VS:			R2
12VCS:			S2
FAL/PWR_FAIL:			U2
+VS:	(SHORT PIN)		E3
PS_ON:	(SHORT PIN)		F3
PS_PRESENT:	(SHORT PIN)		H3
A2:			R4
A1:			S4
A0:			T4
SDA:			R5
SCL:			S5
DEG:			U5
ENABLE:			R6
NU:			P1,P2,R1,S1,T1,U1,T2

P/N: FCI51939-667

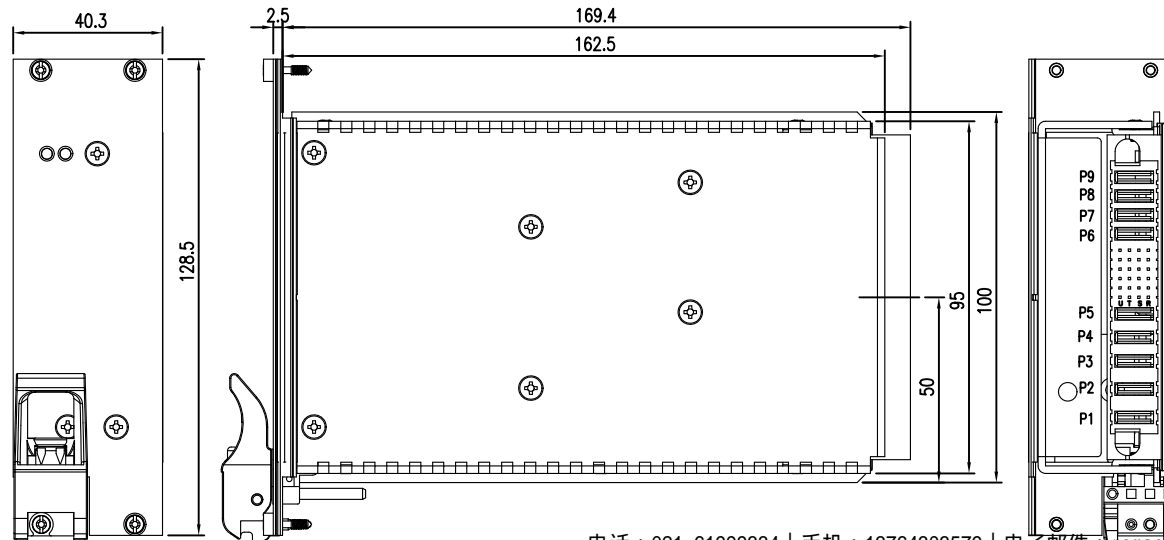
P1 P2 P3 P4 P5 1 2 3 4 5 6 P6 P7 P8 P9



P1	P2	P3	P4	P5	U1	U2	H3	U4	U5	U6	P6	P7	P8	P9
NU	NU	GND	-VIN	+VIN	NU	FAL/PWR_FAIL	PSPRESENT	COM	DEG	5VSTBY	COM	COM	+12V OUT	+12V OUT
					T1	T2	G3	T4	T5	T6				
					NU	NU	COM	A0	5VSTBY	5VSTBY				
					S1	S2	F3	S4	S5	S6				
					NU	12VCS	PSON	A1	SCL	COM				
					R1	R2	E3	R4	R5	R6				
NU	-VS	+VS	A2	SDA	ENABLE									

THE SHORTER PINS ARE H3,G3,F3,E3

HANDLE P/N:
ELMA 81-189



CONNECTOR:
FCI51939-667