

EPS-1280

800W



Application Reference

- Pedestal Server/Workstation, Gaming PC



Features



Electrical Specifications

- Input Voltage 90 ~ 264 VAC
Auto Voltage Sensing
- Frequency 47 ~ 63 Hz
- Input current 15 Arms @ 100 VAC
8 Arms @ 240 VAC
- Holdup Time > 17 ms @
75% Load

Environmental Specifications

- Operating/Storage Temp. 0~40°C/-20~60°C
- Operating/Storage Humidity 85% / 95%
- Operating/Storage Altitude 10,000/50,000 FT
- MTBF 100,000 HRS
- Safety Approvals cUL, TUV, CB
- EMC Regulations FCC, CE

Output Specifications

| Voltage | Regulation Load | Minimum Load | Maximum Load | Peak |
|---------|-----------------|--------------|--------------|-------|
| +3.3V | +/- 3% | 0.5A | 20.0A | -- |
| +5.0V | +/- 3% | 0.5A | 25.0A | -- |
| +12.0V1 | +/- 3% | 0.1A | 25.0A | 26.0A |
| +12.0V2 | +/- 3% | 0A | 20.0A | 22.0A |
| +12.0V3 | +/- 3% | 0A | 28.0A | 28.0A |
| +12.0V4 | +/- 3% | 0A | 28.0A | 28.0A |
| -12.0V | +/- 10% | 0A | 0.5A | 0.5A |
| +5 Vsb | +/- 3% | 0.1A | 2.0A | 2.5A |

(*) Total maximum combines load output on +3.3V and +5V rails should not exceed 150 Watts.

(**) The maximum total combined output current on 12V rail is 65A at Nominal and 68A at Peak Load.

ATX&EPS12V

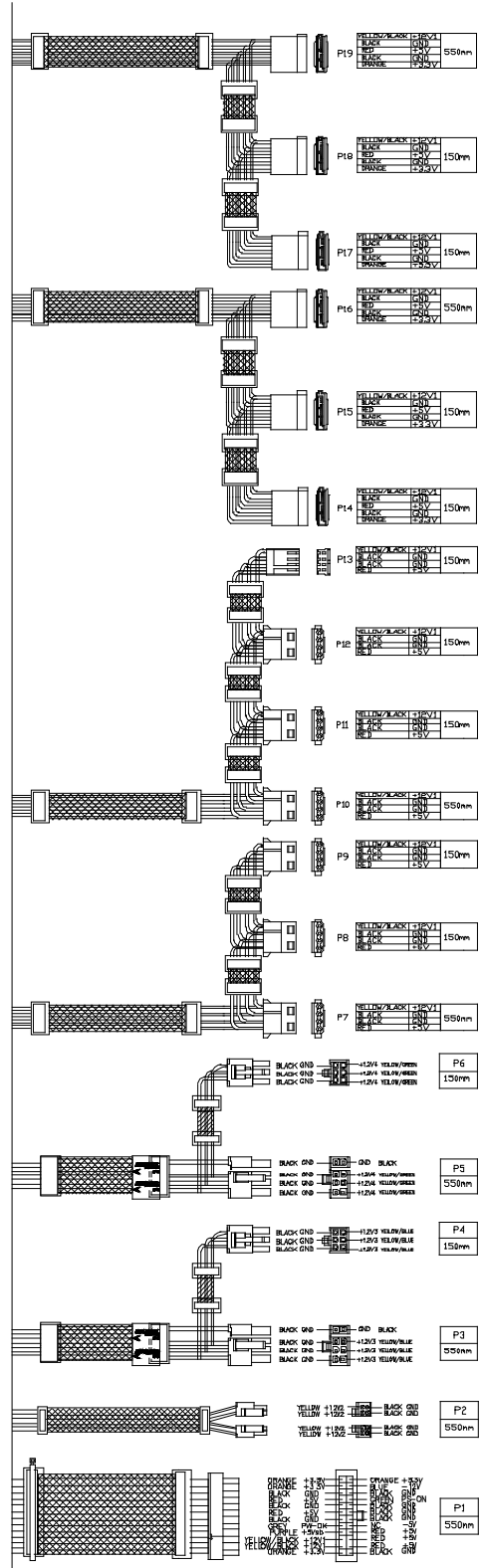
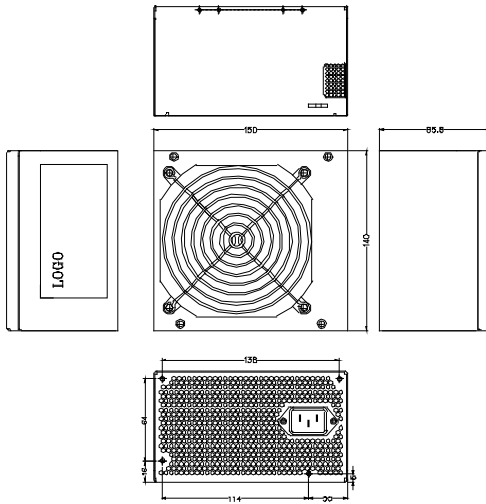


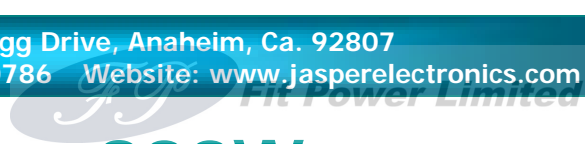
EPS-1280

800W

Mechanical Drawing

ATX&EPS12V





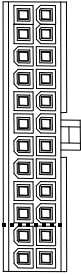
EPS-1280

800W

Wire Harness

Description

P1 - Main Power



P2 – 8 Pin CPU-VR Power Connector



P3, P5 – PCI-Exp 8 Pin Power Connector



P4, P6 – PCI-Exp 8 Pin Power Connector



P7 – P12– Peripheral



P13 – Floppy



P14- P19 – SATA



Connector Housing

Molex 44476-1111 or equivalent (20|4 Split)

| | | | | | |
|----|--------------|--------|----|--------|----------|
| 1 | Orange | +3.3V | 13 | Orange | +3.3V |
| 2 | Orange | +3.3V | 14 | Blue | -12VDC |
| 3 | Black | GND | 15 | Black | GND |
| 4 | Red | +5V | 16 | Green | PS_ON |
| 5 | Black | GND | 17 | Black | GND |
| 6 | Red | +5V | 18 | Black | GND |
| 7 | Black | GND | 19 | Black | GND |
| 8 | Gray | PWR OK | 20 | N/E | Reserved |
| 9 | Purple | 5 VSB | 21 | Red | +5V |
| 10 | Yellow/Black | +12V1 | 22 | Red | +5V |
| 11 | Yellow/Black | +12V1 | 23 | Red | +5V |
| 12 | Orange | +3.3V | 24 | Black | GND |

Molex 44476-1111 or equivalent (4|4 Split)

| | | | | | |
|---|-------|-----|---|--------------|-------|
| 1 | Black | GND | 5 | Yellow/Black | +12V2 |
| 2 | Black | GND | 6 | Yellow/Black | +12V2 |
| 3 | Black | GND | 7 | Yellow/Black | +12V2 |
| 4 | Black | GND | 8 | Yellow/Black | +12V2 |

Molex 45559-0002 or equivalent (6|2 Split)

| | | | | | |
|---|---------|--------------|---|-------|-----|
| 1 | Yellow* | +12V3, +12V4 | 5 | Black | GND |
| 2 | Yellow* | +12V3, +12V4 | 6 | Black | GND |
| 3 | Yellow* | +12V3, +12V4 | 7 | Black | GND |
| 4 | Black | GND | 8 | Black | GND |

Molex 45559-0002 or equivalent

| | | | | | |
|---|---------|--------------|---|-------|-----|
| 1 | Yellow* | +12V3, +12V4 | 4 | Black | GND |
| 2 | Yellow* | +12V3, +12V4 | 5 | Black | GND |
| 3 | Yellow* | +12V3, +12V4 | 6 | Black | GND |

*Yellow/Blue Stripe: +12V3, Yellow/Green stripe: +12V4

Molex 8981-04P of Equivalent

| | | |
|---|--------------|-------|
| 1 | Yellow/Black | +12V1 |
| 2 | Black | GND |
| 3 | Black | GND |
| 4 | Red | +5V |

AMP 171822-4 or Equivalent

| | | |
|---|--------------|-------|
| 1 | Red | +5V |
| 2 | Black | GND |
| 3 | Black | GND |
| 4 | Yellow/Black | +12V1 |

Molex 89751 or Equivalent

| | | |
|---|--------------|-------|
| 1 | Yellow/Black | +12V1 |
| 2 | Black | GND |
| 3 | Red | +5V |
| 4 | Black | GND |
| 5 | Orange | +3.3V |

Dimension (WxLxH)

- 150 x 140 x 86 (mm)
- 5.9 x 5.5 x 3.38 (inch)

Cooling Fan

- 12V DC, 120mm

Notes

• Pictures, drawing and specification subject to change without notice. All new processors support will be updated once official announced by vendors

•All company logo and legal name belong to original company. All copyright reserved by Enhance Electronics.

•One-Year Standard Warranty

•Last Update: 9/30/2009

ATX&EPS12V