



- Power the world with highest efficiency -

75W, EUC-075ST Series



- **Input Voltage / PFC:** 90 ~ 305 Vac / 0.99 (typical)
- **Output Wattage:** 75W, Constant Current
- Fully encapsulated with waterproof **IP67** level compliant,
- **Reliability Protections:** OVP, OTP, SCP
- **High Efficiency:** up to 92%
- **Safety Regulation:** Comply with UL8750 & EN61347
- **MTBF:** 300,000 hrs @ 25°C, full load, 110Vac input
- **Lifetime:** 60,000 Hrs @ 110 Vac Input, 80% load, 25°C ambient Temp.
- **Warranty:** 5-year

Model No. (1)	Output Voltage Range (V)	Output Current (A)	OVP (Vmax.)	OTP (°C)	Efficiency (%) (5)	Comment
EUC-075S035ST(3)	107.0 - 214.0	0.35	250	110	92	
EUC-075S045ST(3)	83.0 - 166.0	0.45	215	110	92	
EUC-075S070ST(3)	54.0 - 108.0	0.70	130	110	91	
EUC-075S105ST(3)	36.0 - 72.0	1.05	88	110	90	
EUC-075S140ST(4)	27.0 - 54.0	1.40	70	110	90	
EUC-075S210ST(2)	18.0 - 36.0	2.10	45	110	89	
EUC-075S280ST(3)	13.0 - 27.0	2.80	38	110	89	
EUC-075S375ST(2)	10.0 - 27.0	3.75	30	110	88	
EUC-075S500ST(2)	7.0 - 15.0	5	25	110	88	

Note (1) A suffix - XXXX may be added to denote variations or modifications to the base unit (2) Output Rated Class2 at USR & CNR (3) Non-Class2 output at USR & CNR. (4) Class2 output (USR) & Non-Class2 output (CNR). (5) All rating measured at full load and 220 Vac Input.

Input Specification						
Parameter	Conditions/ Description	Min.	Normal	Max.	units	
Input Voltage Range	Universal Input	90	100 - 277	305	Vac	
Input Frequency Range		47		63	Hz	
Input Current	100 Vac / 220 Vac input, full load output			0.9 / 0.42	A	
Power Factor	At 100 Vac / 220Vac Input	0.99 / 0.96				
Inrush Current	At 240Vac Input, 25°C cold start			50	A	

Output Specification						
Parameter	Conditions/ Description	Min.	Normal	Max.	units	
Line Regulation				±1	%	
Load Regulation				±3	%	
Ripple and Noise	20MHz Bandwidth, refer Note-1			5	%pk-pk (Vo)	
Voltage Over shoot / Under shoot	% of Vout when power turn on or off			10	%	
Turn-On Delay	Measured at 110Vac / 220Vac Input and Full Load			0.8 / 0.6	S	

General Specification						
Parameter	Conditions/ Description	Min.	Normal	Max.	units	
Efficiency	Refer to individual models, measured at Full load, 110/ 220 Vac @ 25°C	84.0/ 86.0	86.0/ 88.0		%	
MTBF	Per MIL-HDBK-217F @ 25°C ambient temperature, full load, 110 Vac Input		300,000		Hours	
Operating/ Storage Temperature		-35 / -40		70 / 80	°C	
Dimension (L x W x H)		176.5 x 67.5 x 37.0 / 6.9 x 2.7 x 1.5			mm/ inch	
Weight		750			g	

Safety & EMC Compliance						
Parameter	Standard	Category			Comment	
SAFETY	USA & Canada: UL 8750 Compliance to UL 1310 Class 2, UL 1012, UL 935 CAN/ CSA-22.2 No. 0. CSA-C22.2 No. 250.0	cUL				
	Europe: EN 61347-1, EN61347-2-13	CE				
EMI	Conducted emission Test & Radiated emission Test with 6 dB margin	EN55015				
EMS	Harmonic Distortion, Current Emission	EN61000-3-2				
	Voltage Flicker and Fluctuation	EN61000-3-3				
	Electrostatic Discharge (ESD)	EN61000-4-2				
	Radiated RFI	EN61000-4-3				
	Fast Transients / Burst - EFT	EN61000-4-4				
	Input Line Surge Immunity	EN61000-4-5				
	Conducted RFI	EN61000-4-6				
	Power Frequency Magnetic Field	EN61000-4-8				
	Voltage Dips	EN61000-4-11				
	Electromagnetic Immunity Requirements Applied to Lighting Equipment	EN61547				

Environmental Protection						
Parameter	Standard	Level			Comment	
ROHS	European Directive 2002/ 95/ EC	Compliant				

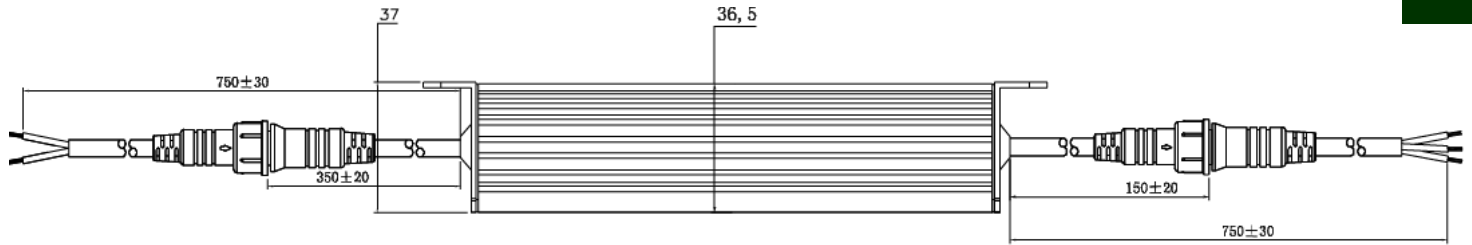


- Power the world with highest efficiency -

75W, EUC-075ST Series


Dimension: (L x W x H)

• 176.5 x 67.5 x 37.0 (mm) / 6.9 x 2.7 x 1.5 (inch)



AC Input: L1

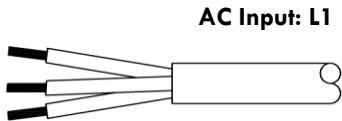
DC output: L2



AC/L(Black)

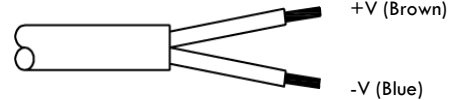
AC/N(White)

FG(Green)



AC Input: L1

DC output: L2



+V (Brown)

-V (Blue)

Input wiring assembly – SJTW 18AWG 3C

• White(N), Black (L), Green(G) – 650±30mm

Output wiring assembly – SJTW 18AWG 2C

• Brown(+), Blue (-) – 230±30mm

1. Datasheets are updated as needed and as such, specifications are subject to change without notice.
2. Product labels shown, including safety agency certifications on labels, may vary based on the date manufactured.
3. Mechanical drawings (model No. MSL-T0700IC90.0-75B) is for reference only. The cable wire configuration may vary from other custom designed models as picture showing. Please contact your sales representative for detail.
4. Specifications are for reference only. All specifications are measured at an ambient temperature of 25°C, humidity < 75%, nominal input voltage and at rated output load unless otherwise specified.