



35W, EUC-035ST Series

- Power the world with highest efficiency -



- **Input Voltage / PFC:** 90 ~ 305 Vac / 0.92 (typical)
- **Output Wattage:** 35W, Constant Current
- Fully encapsulated with waterproof **IP67** level compliant,
- **Reliability Protections:** OVP, SCP, OLP
- **High Efficiency:** up to 88%
- **Safety Regulation:** Comply with UL8750 & EN61347
- **MTBF:** 300,000 hrs @ 25°C, full load, 110 Vac input
- **Lifetime:** 80,000 Hrs @ 110 Vac Input, 80% load, 25°C ambient Temp.
- **Warranty:** 5-year



Model No. (1)	Output Voltage Range (V)	Output Current (A)	OVP (V max.)	OLP(Typ. V max.)	Efficiency (%) (5)	Comment
EUC-035S290ST (2)	4.0 - 12.0	2.90	17	1.25 V max	82	
EUC-035S245ST (2)	5.0 - 15.0	2.45	20	1.25 V max	83	
EUC-035S210ST (2)	6.0 - 18.0	2.10	23	1.25 V max	84	
EUC-035S175ST (2)	7.0 - 20.0	1.75	27	1.25 V max	84	
EUC-035S140ST (2)	8.0 - 24.0	1.40	34	1.25 V max	85	
EUC-035S105ST (2)	11.0 - 33.0	1.05	43	1.25 V max	86	
EUC-035S070ST (4)	17.0 - 50.0	0.70	59	1.25 V max	86	
EUC-035S045ST (3)	26.0 - 78.0	0.45	99	1.25 V max	87	
EUC-035S035ST (3)	33.0 - 100.0	0.35	122	1.25 V max	88	

Note
 (1) A suffix - XXXX may be added to denote variations or modifications to the base unit (2) Output Rated Class 2 at USR & CNR
 (3) Non-Class 2 output at USR & CNR. (4) Class 2 output (USR) & Non-Class 2 output (CNR). (5) All rating measured at full load and 220 Vac Input.

Input Specification					
Parameter	Conditions/Description	Min.	Normal	Max.	units
Input Voltage Range	Universal Input	90	100 - 277	305	Vac
Input Frequency Range		47		63	Hz
Input Current	100 Vac / 220 Vac input, full load output			0.49 / 0.25	A
Power Factor	At 100 Vac / 220 Vac Input	0.98 / 0.92			
Inrush Current	At 240 Vac Input, 25°C cold start			65	A

Output Specification					
Parameter	Conditions/Description	Min.	Normal	Max.	units
Line Regulation				±3	%
Load Regulation				±5	%
Ripple and Noise	20MHz Bandwidth, refer Note-1			2	%pk-pk (Vo)
Voltage Over shoot / Under shoot	% of Vout when power turn on or off			10	%
Turn-On Delay	Measured at 110 Vac / 220 Vac Input and Full Load			3.0 / 2.0	S

General Specification					
Parameter	Conditions/Description	Min.	Normal	Max.	units
Efficiency	Refer to individual models, measured at Full load, 110/ 220 Vac @ 25°C	85.0/ 85.0	86.0/ 86.0		%
MTBF	Per MIL-HDBK-217F @ 25°C ambient temperature, full load, 110 Vac input		300,000		Hours
Operating/ Storage Temperature		-35 / -40		70 / 80	°C
Dimension (L x H x W)		199.0 x 34.0 x 42.5 / 7.8 x 1.3 x 1.7			mm/ inch
Weight		480			g

Safety & EMC Compliance					
Parameter	Standard	Category	Comment		
SAFETY	USA & Canada: UL 8750 Compliance to UL 1310 Class 2, UL 1012, UL 935 CAN/ CSA-22.2 No. 0. CSA-C22.2 No. 250.0	cUL			
	Europe: EN 61347-1, EN 61347-2-13	CE			
EMI	Conducted emission Test & Radiated emission Test with 6 dB margin	EN55015			
EMS	Harmonic Distortion, Current Emission	EN61000-3-2			
	Voltage Flicker and Fluctuation	EN61000-3-3			
	Electrostatic Discharge (ESD)	EN61000-4-2			
	Radiated RFI	EN61000-4-3			
	Fast Transients / Burst - EFT	EN61000-4-4			
	Input Line Surge Immunity	EN61000-4-5			
	Conducted RFI	EN61000-4-6			
	Power Frequency Magnetic Field	EN61000-4-8			
	Voltage Dips	EN61000-4-11			
	Electromagnetic Immunity Requirements Applied to Lighting Equipment	EN61547			

Environmental Protection					
Parameter	Standard	Level	Comment		
ROHS	European Directive 2002/ 95/ EC	Compliant			

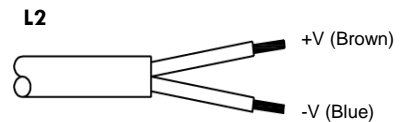
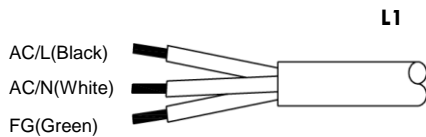
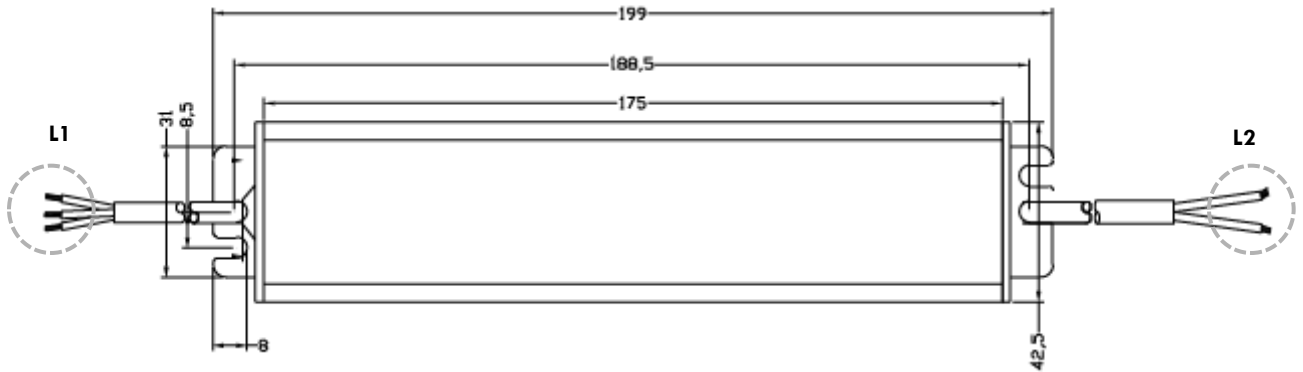



- Power the world with highest efficiency -

35W, EUC-035ST Series

Dimension: (L X H X W)

- 199.0 x 34.0 x 42.5 (mm) / 7.8 x 1.3 x 1.7 (inch)
- tolerance: ± 0.5 mm



Input wiring assembly – SJTW 18AWG 3C

- White(N), Black (L), Green(G)
- L1: 650 \pm 30mm

Output wiring assembly – SJTW 18AWG 2C

- Brown(+), Blue (-)
- L2: 240 \pm 20mm

1. Datasheets are updated as needed and as such, specifications are subject to change without notice.
2. Product labels shown, including safety agency certifications on labels, may vary based on the date manufactured.
3. Mechanical drawings (model No. MSL-T09000IC36.0-35B) is for reference only. The cable wire configuration may vary from other custom designed models as picture showing. Please contact your sales representative for detail.
4. Specifications are for reference only. All specifications are measured at an ambient temperature of 25°C, humidity < 75%, nominal input voltage and at rated output load unless otherwise specified.