


SIGMA II COMPACT 1U FRONT-ENDS

Up to 1000 Watts with Hot Swap & Chassis Mount Models

FEATURES

- 12, 24 or 48 VDC Outputs
- Class B Conducted EMI
- Up to 17 Watts/Cubic Inch
- 1U High Sigma II Package
- Hot-Swappable & Chassis Mount Models
- Staged Pin Engagement
- Low Drop ORing Circuit
- Single Wire Current Sharing
- Universal 85 to 264VAC Input
- Control & Monitoring Features

Chassis Mount



Hot-Swap

Hot-Swap Models Shown



TWO-YEAR WARRANTY

STANDARD MODELS

OUTPUT VOLTAGE	OUTPUT CURRENT	MAX. OUTPUT POWER		MODEL NUMBER	CHASSIS MOUNT	HOT PLUG,)
		,)-% \$VAC	180-264VAC			
48VDC	14.6A	700W	700W	LA48-14.6-40-RH6	X	
12VDC	58A	700W	700W	LC12-58-33-RH6		X
24VDC	38A	810W	900W	LC24-38-40-RH6	X	
48VDC	21A	800W	1000W	LC48-21-40-RH6	X	

Contact the factory for other non-standard models.

SAFETY STANDARDS

- UL60950-1
- CSA22.2, No. 60950-1
- EN60950-1

SPECIFICATIONS, 1U FRONT ENDS

Typical at Nominal 115/230VAC Line, Full Load and 25°C Unless Otherwise Noted.

OUTPUT SPECIFICATIONS

Total Output Power, Continuous, Max 700-1000 Watts
 Voltage Adjustment Range, Min. ±5%
 Total Regulation,¹ 1.5%
 Ripple & Noise, Pk-Pk, 20MHz Bandwidth 1%
 Holdup Time 8-16mS
 Dynamic Response 300µS
 Minimum Load 0A
 Overload Protection Auto Recovery
 Overvoltage Protection Latched Shutdown
 Remote Sense Up to 0.25V Per Wire
 Current Share Single Wire
 DC Power Good Signal² Note 2
 Inhibit/Enable TTL Compatible
 Overtemperature Warning Shutdown

INPUT SPECIFICATIONS

LA Series 85-264VAC, 47-63hz
 For operation from 90VAC to 85VAC contact factory.
LC Series 85-264VAC, 47-63hz
 Refer to Model Derating Table for allowable Output Current.
 Power Factor 0.99
 Inrush Current Limiting 230VAC-50A
 115VAC-25A
 Harmonic Distortion EN61000-3-2

GENERAL SPECIFICATIONS

Efficiency 80% at Full Load
 Conducted EMI EN55022 Curve B
 FCC20780 pt 15J Curve B

Input Immunity, Conducted

Fast Transients, Line-Line ±2kV (EN61000-4-4 Level 3)
 Surges, Line-Line ±2kV (EN61000-4-5 Level 3)
 Surges, Line-Ground ±4kV (EN61000-4-5 Level 3)
 MTBF (Bellcore) 200,000 Hours
 Safety Standards EN60950, UL160950, CSA22.2 No.60950

ENVIRONMENTAL SPECIFICATIONS

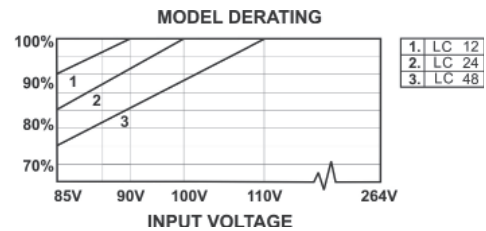
Operating Temperature 0°C to 70°C Ambient
 Derating 2.5% / °C, 50°C to 70°C
 Cooling Integral Ball Bearing Fan

PHYSICAL SPECIFICATIONS

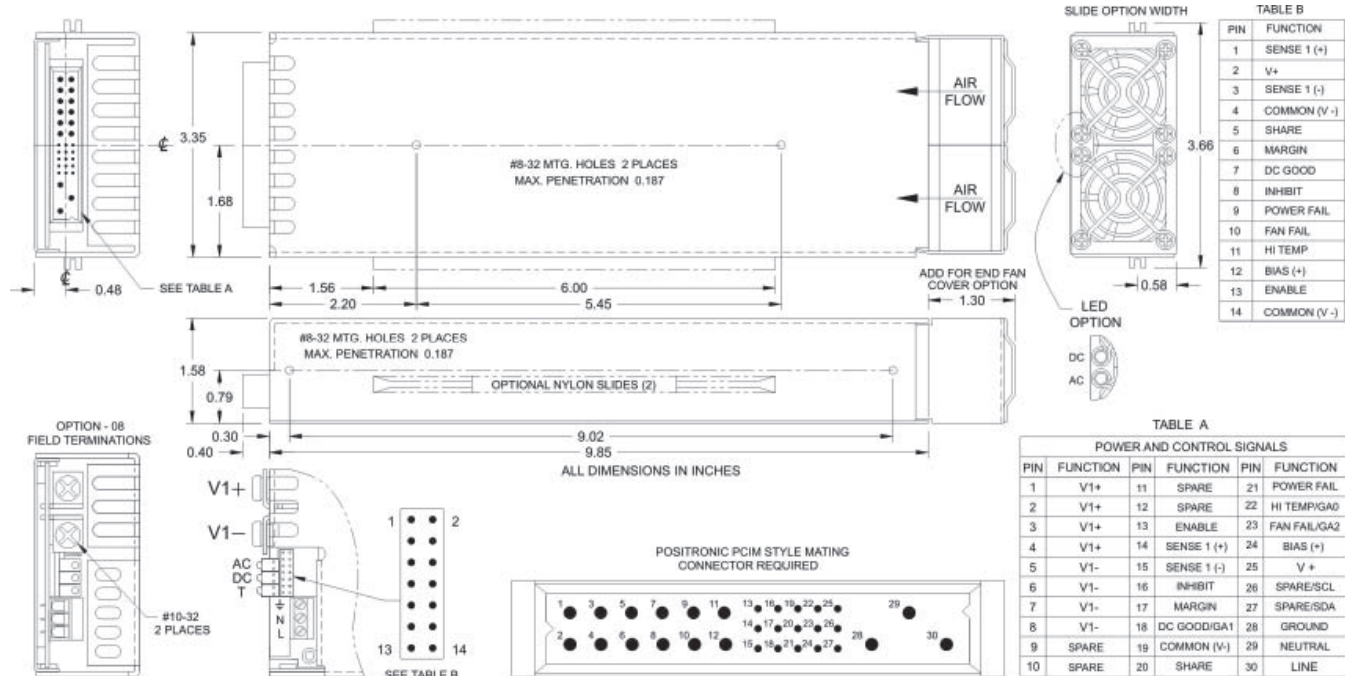
Case Material Aluminum
 Dimensions, Inches(mm) 1.58 H x 3.35 W x 11.15 D
 40.13 x 11.15 x 284.82
 Weight 4.00 lbs. (1.82 kg.)

NOTES:

- No load to full load, including line and load regulation.
- TTL compatible Open Collector Output when output is at least 90% of nominal.



LA - LC SERIES DRAWING



ALL DIMENSIONS IN INCHES (mm).
 All specifications subject to change without notice.

sigma ii-la-lc-ds022111