




## FEATURES

220 x 78 x 49 mm  
 INPUT : 12, 24, 48, 72, 110Vdc  
 1 to 2 outputs configurable from 3V3 to 48Vdc  
 Pout : up to 200W  
 Efficiency : 80 % typ.  
 Convection cooled



## APPLICATIONS

This range of power supplies is specially designed for hard environment applications with vibrations like railways.

## INPUT

Voltage range :	12Vnom	Range : 10-20Vdc	Limited to 100W
	24Vnom	Range : 18-36Vdc	Limited to 100W
	48Vnom	Range : 36-75Vdc	
	72Vnom	Range : 55-100Vdc	
	110Vnom	Range : 66-160Vdc	

Input protection : fuse  
 transient and surges protected  
 reverse polarity protected

## OUTPUT

Voltage : V1, V2 : 3V3, 5V, 12V, 25V, 24V, 28V, 48Vdc  
 Power : From 25W to 100W per output  
 Trim range : 50 % to 110 % (factory adjustable)

	OUTPUTS		Conditions
	Typ.	Max.	
<b>Line regulation</b>	0,05 %	0,5 %	Low line to high line ; full load
<b>Load regulation</b>	0,2 %	1 %	No load to full load
<b>Ripple and noise</b>	1,5 %	3 %	Peak to peak, nom. Input ; full load
<b>Current limit</b>	110 to 140 % of I nominal		Vout = 95% of nominal ; Automatic restart

**SIGNALS**

Input OK :	Led
Output OK :	Output isolated, open collector, closed if output OK.
Inhibit :	General shutdown pin 1,2 J2 shorted to inhibit.

**ENVIRONMENTAL**

Storage temperature :	-20°C to +100°C
Operating temperature :	-20°C to 70°C ambient -20°C to 95°C heatsink convection cooled : 100W at 50°C ambient, derating 2,5 % / °C above 50°C

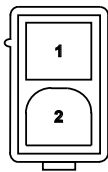

**ISOLATION**

Input to chassis :	1500 Vrms or 2121 Vdc
Input to Output :	3000 Vrms or 4242 Vdc
Output to Chassis :	>100 Mohms at 500 Vdc

**GENERAL**

Safety :	<b>built to meet EN60950</b>
EMI :	<b>built to meet EN55022B, EN50155, conducted.</b>

**MECHANICALS**

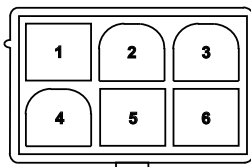


**INPUT : MOLEX 39281023**

J1	DESCRIPTION
PIN 1	+ IN
PIN 2	- IN

**INHIBIT : MOLEX 39281023**

J2	DESCRIPTION
PIN 1	Inhibit
PIN 2	Inhibit




**OUTPUT 2**

	DESCRIPTION
J5	+ output 2
J6	- output 2

**OUTPUT 1**

	DESCRIPTION
J3	+ output 1
J4	- output 1



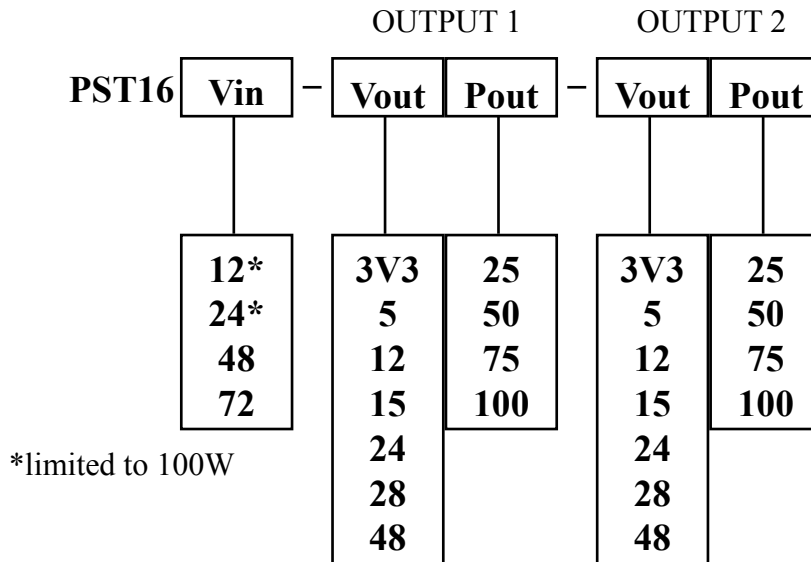
**OUTPUT : MOLEX 39281063**

J7	DESCRIPTION
PIN 1	- Sense output 2
PIN 2	- Sense output 1
PIN 3	Output OK (emettor)
PIN 4	+ Sense output 2
PIN 5	+ Sense output 1
PIN 6	Output OK (collector)



## HOW TO ORDER ?

Just fill in.  
Pmax : 200W



COMPANY NAME :

ADDRESS :

NAME : JOB TITLE :

QUANTITY : DELIVERY DATE :

INFORMATION :

SEND TO :

**POWER SYSTEM TECHNOLOGY**  
**19, 21 rue Gustave Eiffel - Bâtiment A2**  
**28630 GELLAINVILLE - FRANCE**