

### XC-SP3 Series

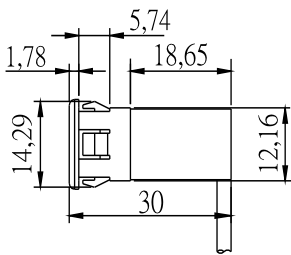
- For automatic door system, elevator, escalator, passenger conveyor detection.
- Easy to install without using any tools.
- Good environmental resistance up to IP67.
- With Light ON and Dark ON two systems.



Item	Specifications			
Model number	XC-SP3MNE1	XC-SP3MNE2	XC-SP3MPE1	XC-SP3MPE2
Sensing method	Through-beam			
Sensing distance	3M			
Switching output	NPN NO	NPN NC	PNP NO	PNP NC
Standard sensing object	Opaque 8mm			
Operating voltage	DC 12~24V±10%			
Response time	< 5ms			
Load current	< 100mA			
Light source	Infrared LED			
Operation indicator	Red LED			
Circuits protection	Reversed polarity protection			
Enclosure protection	IEC IP67			
Ambient temperature & humidity range	Operating : -20 ~ 55°C / RH 35 ~85% (with no icing or condensation)			

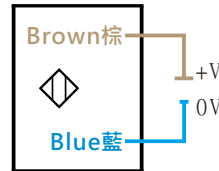
Ambient illumination	Lamplight < 3500 Lux / Sunlight < 11000 Lux
Housing material	Case : ABS / Lens : Acrylic
Connecting method	Pre-wired 2M Cable

### Dimension

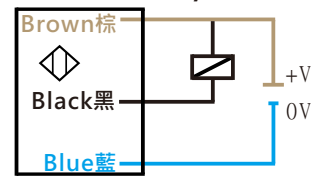


### Wiring Diagram

Emitter of Thru-beam



NPN NO/NC Type



PNP NO/NC Type

