

The IRgaskiT range of dual-beam infrared sensors offers users high performance, true dual-beam infrared, temperature compensated measurement of CO₂ and selected hydrocarbons. The result is a low drift, high accuracy OEM sensor with single button calibration and optional simultaneous voltage and current outputs.

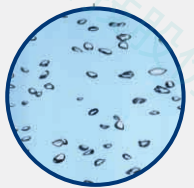
The electronics module supports a range of available sensors, connected via extendable cables, providing the flexibility required of an OEM instrument.

Digital communications are easy to utilize and IRgaskiT PC data logging software is also available. The IRgaskiT offers these features with the further advantages of a very compact design and low cost.

The IRgaskiT design is ideal for a wide variety of applications particularly where space and low power consumption (<1W) are important issues.

Each module of the IRgaskiT has been designed to allow the user maximum flexibility when choosing a solution that meets their application requirements.


- Flexible compact modular design
- Easy to use digital communications
- Dual wavelength technology
- Long term stability
- PC based software for graphing and logging
- Simultaneous analogue current and voltage outputs



GAS SENSORS



ANALYTICAL INSTRUMENTS



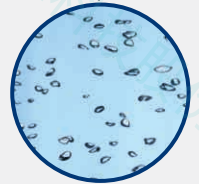
LASERS AND ELECTRO-OPTICS



QUANTUM DIVISION



MODEL	Gas	Accuracy*	Stability	Repeatability @ zero	Repeatability @ span
IRgaskiT 0-100% LEL HC	HC	+/- 5% of range	+/- 5% of range over 12 months	+/- 2%	+/- 4%
IRgaskiT 0-2%	CO ₂	+/- 5% of range	+/- 5% of range over 12 months	+/- 1%	+/- 3%
IRgaskiT 0-5%	CO ₂	+/- 5% of range	+/- 5% of range over 12 months	+/- 1%	+/- 3%
IRgaskiT 0-10%	CO ₂	+/- 5% of range	+/- 5% of range over 12 months	+/- 1%	+/- 3%
IRgaskiT 0-20%	CO ₂	+/- 5% of range	+/- 5% of range over 12 months	+/- 1%	+/- 3%
IRgaskiT 0-30%	CO ₂	+/- 5% of range	+/- 5% of range over 12 months	+/- 1%	+/- 3%
Response Time:	2%, 5%, 100% LEL Instruments: T ₉₀ = 30 seconds; 10%, 20%, 30% instruments: T ₉₀ = 300 S				
Operating Temperature:	0-50°C (Sensors can withstand 90°C in standby mode)				
Warm-up Time:	5 minutes (operational), 40 minutes (full specification)				
Humidity:	Instruments are unaffected by 99% humidity, non-condensing				
Output Signal:	0-2V (linear) ; (Optional simultaneous 4-20mA and digital (RS232) outputs)				
Controls Fitted:	zero and span recalibration buttons				
Expansion Facilities:	Interface PCB (Provides simultaneous linear 4-20mA and digital outputs)				
Power Requirements:	5V DC / 7-13V DC				
Power Consumption:	1 Watt maximum				
Weight:	125g				
Dimensions:	PCB's: 55x55mm; 0-2%, 0-5% sensor head: 22mm (H) x 20 mm (Ø); 10%, 20%, 30% sensor head 25mm x 25mm x 14mm				
	(*stated accuracy includes calibration gas tolerance of +/- 1%)				



www.edinst.com

sales@edinst.com

Tel: 01506 425300