


DHS100A



RoHS



DH **S** **100** **A** **05**
 ① ② ③ ④ ⑤

- ① Series name
- ② Single output
- ③ Output wattage
- ④ A: DC60~160V
- ⑤ Output voltage

MODEL	DHS100A05	DHS100A12	DHS100A15	DHS100A24
MAX OUTPUT WATTAGE [W]	100.0	100.8	100.5	100.8
DC OUTPUT	5V 20A	12V 8.4A	15V 6.7A	24V 4.2A

SPECIFICATIONS

	MODEL	DHS100A05	DHS100A12	DHS100A15	DHS100A24	
INPUT	VOLTAGE[V]	DC60~160				
	CURRENT[A]	※1 1.08A	1.03A	1.03A	1.03A	
	EFFICIENCY[%]	※1 85.0 typ	88.0 typ	88.0 typ	88.0 typ	
OUTPUT	VOLTAGE[V]	5	12	15	24	
	CURRENT[A]	20	8.4	6.7	4.2	
	LINE REGULATION[mV]	10max	24max	30max	48max	
	LOAD REGULATION[mV]	10max	24max	30max	48max	
	RIPPLE[mVp-p]	0 to 100°C ※2	80max	120max	120max	120max
		-40 to 0°C ※2	120max	150max	150max	150max
		0 to 15%Load ※2	160max	240max	240max	240max
	RIPPLE NOISE[mVp-p]	0 to 100°C ※2	120max	150max	150max	150max
		-40 to 0°C ※2	200max	200max	200max	250max
		0 to 15%Load ※2	240max	300max	300max	300max
	TEMPERATURE REGULATION[mV]	0 to 65°C	50max	120max	150max	240max
		-40 to 100°C	100max	240max	300max	480max
	DRIFT[mV]	※3	20max	40max	60max	90max
START-UP TIME[ms]	200max(DCIN110V, Io=100%)					
OUTPUT VOLTAGE ADJUSTMENT RANGE[V] ※4	Fixed (TRM pin open), adjustable by external VR or external voltage					
		4.50 - 6.00	10.8 - 13.2	13.5 - 16.5	21.6 - 26.4	
	OUTPUT VOLTAGE SETTING[V]	4.97 - 5.13	11.91 - 12.29	14.76 - 15.24	23.62 - 24.38	
PROTECTION CIRCUIT AND OTHERS	OVERCURRENT PROTECTION	Works over 105% of rating and recovers automatically				
	OVERVOLTAGE PROTECTION[V]	6.30 - 7.60	13.90 - 17.55	17.25 - 21.75	27.6 - 34.8	
	REMOTE SENSING	nothing				
	REMOTE ON/OFF	Provided (Negative logic L:ON, H:OFF)				
ISOLATION	INPUT-OUTPUT	AC3,000V 1minute, Cutoff current = 10mA, DC500V 50MΩ min (20±15°C)				
	INPUT-FG	AC2,000V 1minute, Cutoff current = 10mA, DC500V 50MΩ min (20±15°C)				
	OUTPUT-FG	AC500V 1minute, Cutoff current = 100mA, DC500V 50MΩ min (20±15°C)				
ENVIRONMENT	OPERATING TEMP., HUMID. AND ALTITUDE	-40 to +100°C(On aluminum base plate), 20 - 95%RH(Non condensing) (Refer to DERATING CURVE), 3,000m(10,000feet)max				
	STORAGE TEMP., HUMID. AND ALTITUDE	-40 to +100°C, 20 - 95%RH(Non condensing), 9,000m(30,000feet)max				
	VIBRATION	Complies with IEC61373 Category 1 Class B				
	IMPACT	Complies with IEC61373 Category 1 Class B				
SAFETY	AGENCY APPROVALS	UL60950-1, C-UL(GSA60950-1), EN60950-1, Complies with EN50155				
OTHERS	CASE SIZE/WEIGHT	58.4 × 12.7 × 37.3mm (WXHxD) / 100g max				
	COOLING METHOD	Conduction cooling (e.g. heat radiation from the aluminum base plate to the attached heat sink)				

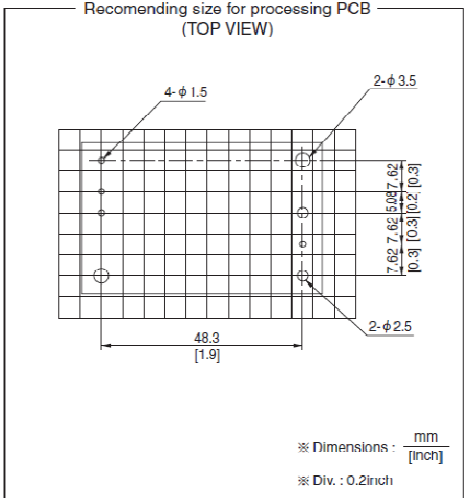
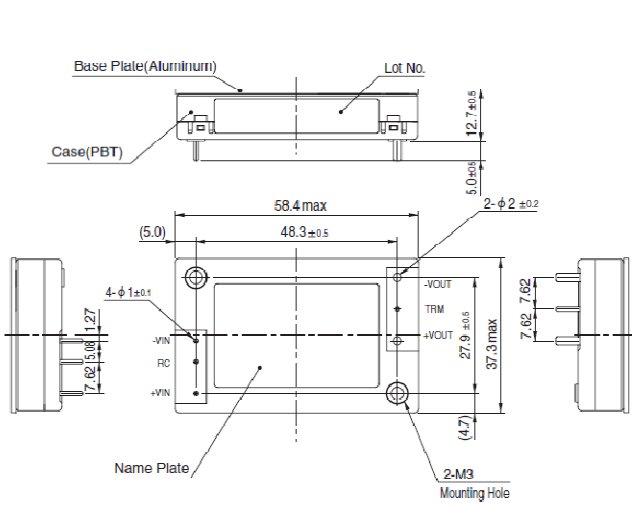
*1 At rated input(DC110V) and rated load.

*2 Ripple and ripple noise is measured by using measuring board. Refer to the manual

*3 Drift is the change in DC output for an eight hour period after a half-hour warm-up at 25°C, with the input voltage held constant at the rated input/output.

*4 Refer to the manual for input range.

External view



- ※ Tolerance : ±0.3
- ※ Weight : 100g or less
- ※ Dimensions in mm.
- ※ Mounting hole screwing torque : 0.49N · m (5.0kgf · cm) max