COSEL **Rugged PCB type**

LDA10F

Ordering information

LDA 10 F -5 -□

① ② ③ ④ ⑤

(LVD)

RoHS



Recommended Noise Filter NAC-06-472



High voltage pulse noise type : NAP series
Low leakage current type : NAM series
*The Noise Filter is recommended to connect with several devices.

①Series name
②Output wattage
③Universal input
④Output voltage
⑤Optional
C :with Coating
G :Low leakage current
S :with Chassis
SN :with Chassis & cover
Y :with Potentiometer

MODEL	LDA10F-3	LDA10F-5	LDA10F-12	LDA10F-15	LDA10F-24
MAX OUTPUT WATTAGE[W]	6	10	10.8	10.5	12
DC OUTPUT	3V 2.0A	5V 2.0A	12V 0.9A	15V 0.7A	24V 0.5A

SPECIFICATIONS

	MODEL		LDA10F-3	LDA10F-5	LDA10F-12	LDA10F-15	LDA10F-24
INPUT	VOLTAGE[V]		AC85 - 264 1φ or DC110 - 370				
	CURRENT[A]	ACIN 100V	0.25typ (Io=100%)				
		ACIN 200V	0.16typ (Io=100%)				
	FREQUENCY[Hz]		47 - 440 or DC				
	EFFICIENCY[%]		68typ	72typ	74typ	74typ	78typ
	INRUSH CURRENT[A]	ACIN 100V	15typ (Io=100%) (At cold start)				
		ACIN 200V	30typ (Io=100%) (At cold start)				
	LEAKAGE CURRENT[mA]		0.75max (60Hz, According to UL, CSA, VDE and DEN-AN)				
OUTPUT	VOLTAGE[V]		3	5	12	15	24
	CURRENT[A]		2	2	0.9	0.7	0.5
	LINE REGULATION[mV]		20max	20max	48max	60max	96max
	LOAD REGULATION[mV]		40max	40max	100max	120max	150max
	RIPPLE[mVp-p]	0 to +50℃	80max	80max	120max	120max	120max
		-10 - 0℃	140max	140max	160max	160max	160max
	RIPPLE NOISE[mVp-p]	0 to +50℃	120max	120max	150max	150max	150max
		-10 - 0℃	160max	160max	180max	180max	180max
	TEMPERATURE REGULATION[mV]		50max	50max	120max	150max	240max
	DRIFT[mV]	*1	20max	20max	48max	60max	96max
	START-UP TIME[ms]		200max (ACIN 100V, Io=100%)				
	HOLD-UP TIME[ms]		10typ (ACIN 85V, Io=100%) 20typ (ACIN 100V, Io=100%) 100typ (ACIN 200V, Io=100%)				
	OUTPUT VOLTAGE ADJUSTMENT RANGE[V]		2.85 - 3.6	Fixed ("Y"which can be adjusted the output is available as option :5, 12, 15, 24V ±10%)			
	OUTPUT VOLTAGE SETTING[V]		——	4.9 - 5.3	11.5 - 12.5	14.4 - 15.6	23.0 - 25.0
PROTECTION CIRCUIT AND OTHERS	OVERCURRENT PROTECTION		Works over 105% of rating and recovers automatically				
	OVERVOLTAGE PROTECTION		4.00V min	Works over 115% of rating, by zener diode clamping			
	OPERATING INDICATION		Not provided				
	REMOTE SENSING		Not provided				
	REMOTE ON/OFF		Not provided				
ISOLATION	INPUT-OUTPUT		AC3,000V 1minute, Cutoff current = 10mA, DC500V 50MΩ min (At Room Temperature)				
	INPUT-FG		AC2,000V 1minute, Cutoff current = 10mA, DC500V 50MΩ min (At Room Temperature)				
	OUTPUT-FG		AC500V 1minute, Cutoff current = 100mA, DC500V 50MΩ min (At Room Temperature)				
ENVIRONMENT	OPERATING TEMP.,HUMID.AND ALTITUDE		-10 to +60℃, 20 - 90%RH (Non condensing) (Refer to DERATING CURVE) 3,000m (10,000feet) max				
	STORAGE TEMP.,HUMID.AND ALTITUDE		-20 to +75℃, 20 - 90%RH (Non condensing) 9,000m (30,000feet) max				
	VIBRATION		10 - 55Hz, 19.6m/s² (2G), 3minutes period, 60minutes each along X, Y and Z axis				
	IMPACT		196.1m/s² (20G), 11ms, once each X, Y and Z axis				
SAFETY AND NOISE REGULATIONS	AGENCY APPROVALS		UL60950-1, EN60950-1, EN50178, CSA C22.2 No.234 Complies with DEN-AN and IEC60950-1				
	CONDUCTED NOISE		Complies with FCC-B, CISPR22-B, EN55022-B, VCCI-B				
OTHERS	CASE SIZE/WEIGHT		50×21×105mm (W×H×D) /75g max (without chassis and cover)				
	COOLING METHOD		Convection				

*1 Drift is the change in DC output for an eight hour period after a half-hour warm-up at 25℃, with the input voltage held constant at the rated input/output.
* Avoid prolonged use under over-load.
* Series/Parallel operation with other model is not possible.
* Derating is required when operated with chassis and cover.

External view

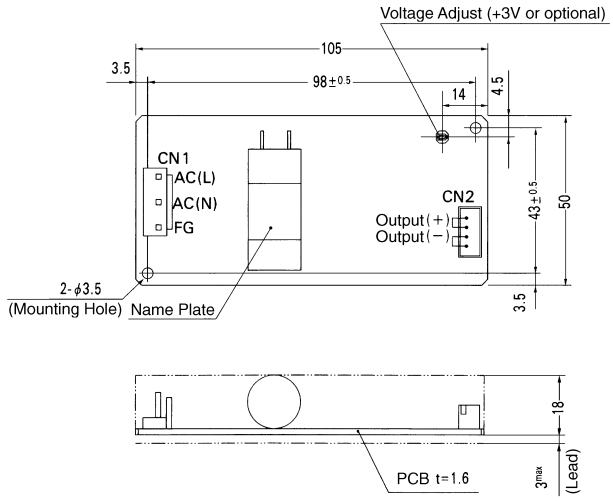

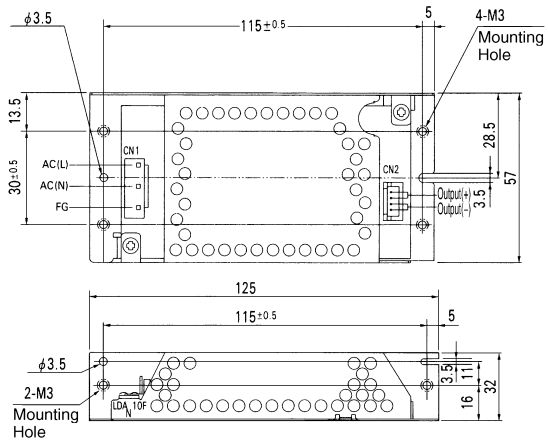

I/O Connector		Mating Connector	Terminal
CN1	B3P5-VH	VHR-5N	Chain: SVH-21T-P1.1
			Loose: BVH-21T-P1.1
CN2	B4B-XH-A	XHP-4	Chain: SXH-001T-P0.6
			Loose: BXH-001T-P0.6

(Mfr : J.S.T.)

<PIN CONNECTION>

	Pin No.	Input
CN1	1	AC(L)
	2	
	3	AC(N)
	4	
	5	FG

	Pin No.	Output
CN2	1	−V
	2	−V
	3	+V
	4	+V

※Keep drawing current per pin below 2A for CN2.

※Weight : 75g or less (Without chassis and cover)
※Tolerance : ±1
※Dimensions in mm.
※PCB Material : Glass composite (CEM3)
※Chassis and cover is optional.
※Mounting torque : 0.6N•m (6.3kgf•cm) max

LDA

Performance data

■STATIC CHARACTERISTICS (LDA10F-5)

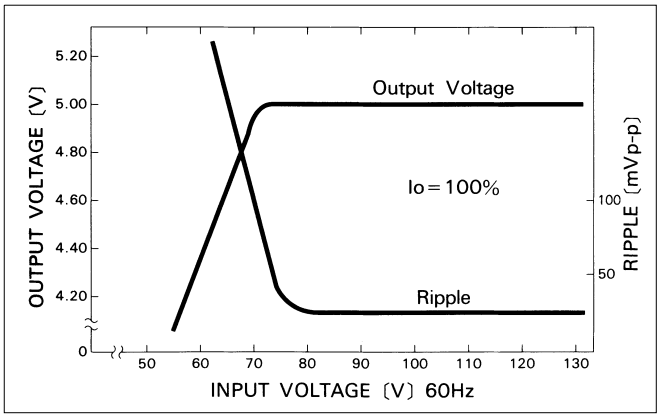

■RISE TIME & FALL TIME (LDA10F-5)

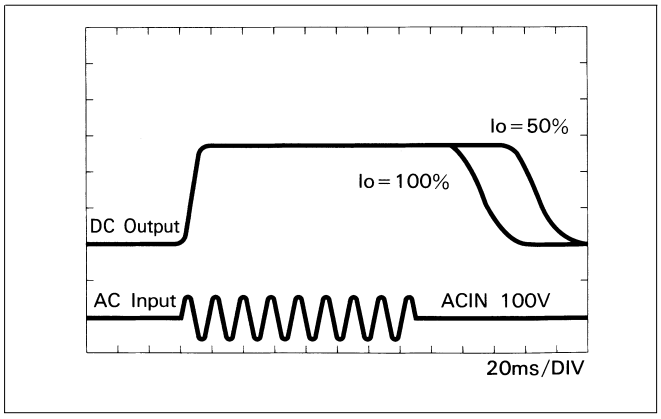

■OVERCURRENT CHARACTERISTICS (LDA10F-5)

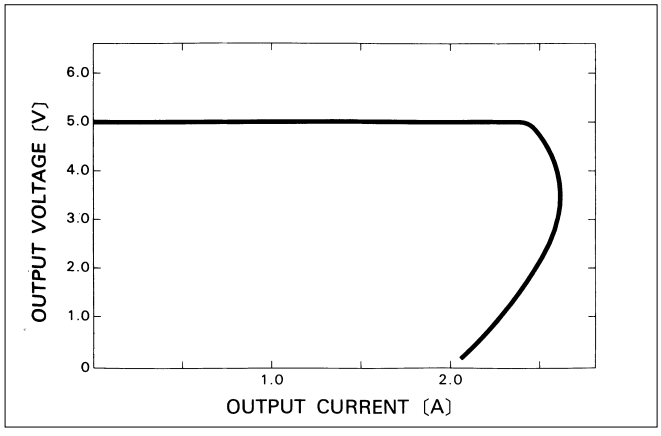

■DERATING CURVE

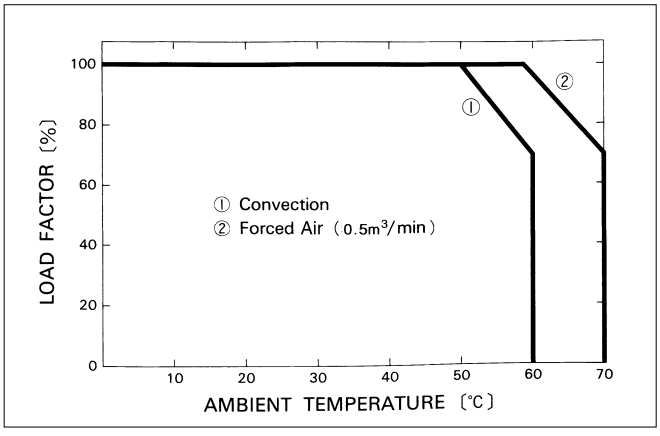

COSEL **Rugged PCB type**

LDA15F

Ordering information

LDA 15 F -5 -□

① ② ③ ④ ⑤

(LVD)

RoHS



Recommended Noise Filter NAC-06-472



High voltage pulse noise type : NAP series
Low leakage current type : NAM series
*The Noise Filter is recommended to connect with several devices.

①Series name
②Output wattage
③Universal input
④Output voltage
⑤Optional
C :with Coating
G :Low leakage current
S :with Chassis
SN:with Chassis & cover
Y :with Potentiometer

MODEL	LDA15F-3	LDA15F-5	LDA15F-12	LDA15F-15	LDA15F-24
MAX OUTPUT WATTAGE[W]	9	15	15.6	15	16.8
DC OUTPUT	3V 3.0A	5V 3.0A	12V 1.3A	15V 1.0A	24V 0.7A

SPECIFICATIONS

	MODEL		LDA15F-3	LDA15F-5	LDA15F-12	LDA15F-15	LDA15F-24
INPUT	VOLTAGE[V]		AC85 - 264 1φ or DC110 - 370				
	CURRENT[A]	ACIN 100V	0.37typ (Io=100%)				
		ACIN 200V	0.23typ (Io=100%)				
	FREQUENCY[Hz]		47 - 440 or DC				
	EFFICIENCY[%]		70typ	74typ	76typ	76typ	78typ
	INRUSH CURRENT[A]	ACIN 100V	15typ (Io=100%) (At cold start)				
		ACIN 200V	30typ (Io=100%) (At cold start)				
	LEAKAGE CURRENT[mA]		0.75max (60Hz, According to UL, CSA, VDE and DEN-AN)				
OUTPUT	VOLTAGE[V]		3	5	12	15	24
	CURRENT[A]		3	3	1.3	1	0.7
	LINE REGULATION[mV]		20max	20max	48max	60max	96max
	LOAD REGULATION[mV]		40max	40max	100max	120max	150max
	RIPPLE[mVp-p]	0 to +50℃	80max	80max	120max	120max	120max
		-10 - 0℃	140max	140max	160max	160max	160max
	RIPPLE NOISE[mVp-p]	0 to +50℃	120max	120max	150max	150max	150max
		-10 - 0℃	160max	160max	180max	180max	180max
	TEMPERATURE REGULATION[mV]		50max	50max	120max	150max	240max
	DRIFT[mV]	*1	20max	20max	48max	60max	96max
	START-UP TIME[ms]		200max (ACIN 100V, Io=100%)				
	HOLD-UP TIME[ms]		10typ (ACIN 85V, Io=100%) 20typ (ACIN 100V, Io=100%) 100typ (ACIN 200V, Io=100%)				
	OUTPUT VOLTAGE ADJUSTMENT RANGE[V]		2.85 - 3.6	Fixed ("Y"which can be adjusted the output is available as option :5, 12, 15, 24V ±10%)			
	OUTPUT VOLTAGE SETTING[V]		——	4.9 - 5.3	11.5 - 12.5	14.4 - 15.6	23.0 - 25.0
PROTECTION CIRCUIT AND OTHERS	OVERCURRENT PROTECTION		Works over 105% of rating and recovers automatically				
	OVERVOLTAGE PROTECTION		4.00V min	Works over 115% of rating, by zener diode clamping			
	OPERATING INDICATION		Not provided				
	REMOTE SENSING		Not provided				
	REMOTE ON/OFF		Not provided				
ISOLATION	INPUT-OUTPUT		AC3,000V 1minute, Cutoff current = 10mA, DC500V 50MΩ min (At Room Temperature)				
	INPUT-FG		AC2,000V 1minute, Cutoff current = 10mA, DC500V 50MΩ min (At Room Temperature)				
	OUTPUT-FG		AC500V 1minute, Cutoff current = 100mA, DC500V 50MΩ min (At Room Temperature)				
ENVIRONMENT	OPERATING TEMP.,HUMID.AND ALTITUDE		-10 to +60℃, 20 - 90%RH (Non condensing) (Refer to DERATING CURVE) 3,000m (10,000feet) max				
	STORAGE TEMP.,HUMID.AND ALTITUDE		-20 to +75℃, 20 - 90%RH (Non condensing) 9,000m (30,000feet) max				
	VIBRATION		10 - 55Hz, 19.6m/s² (2G), 3minutes period, 60minutes each along X, Y and Z axis				
	IMPACT		196.1m/s² (20G), 11ms, once each X, Y and Z axis				
SAFETY AND NOISE REGULATIONS	AGENCY APPROVALS		UL60950-1, EN60950-1, EN50178, CSA C22.2 No.234 Complies with DEN-AN and IEC60950-1				
	CONDUCTED NOISE		Complies with FCC-B, CISPR22-B, EN55022-B, VCCI-B				
OTHERS	CASE SIZE/WEIGHT		50×21×125mm (W×H×D) /95g max (without chassis and cover)				
	COOLING METHOD		Convection				

*1 Drift is the change in DC output for an eight hour period after a half-hour warm-up at 25℃, with the input voltage held constant at the rated input/output.
* Avoid prolonged use under over-load.
* Series/Parallel operation with other model is not possible.
* Derating is required when operated with chassis and cover.

External view

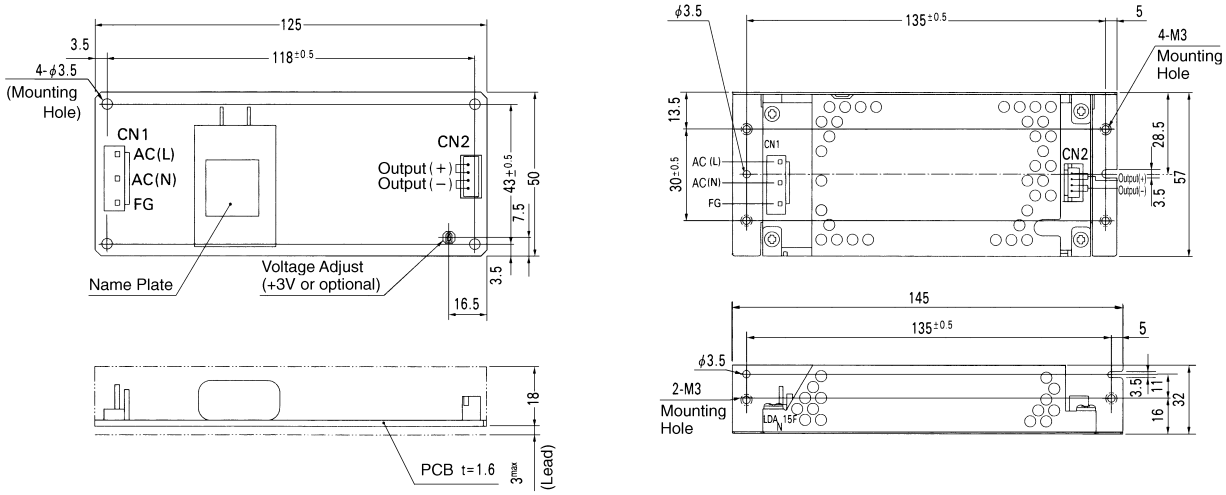

I/O Connector		Mating Connector	Terminal
CN1	B3P5-VH	VHR-5N	Chain: SVH-21T-P1.1
			Loose: BVH-21T-P1.1
CN2	B4B-XH-A	XHP-4	Chain: SXH-001T-P0.6
			Loose: BXH-001T-P0.6

(Mfr : J.S.T.)

<PIN CONNECTION>

	Pin No.	Input
CN1	1	AC(L)
	2	
	3	AC(N)
	4	
	5	FG

	Pin No.	Output
CN2	1	−V
	2	−V
	3	+V
	4	+V

※ Weight : 95g or less (Without chassis and cover)
※ Tolerance : ±1
※ Dimensions in mm.
※ PCB Material : Glass composite (CEM3)
※ Chassis and cover is optional.
※Mounting torque : 0.6N•m (6.3kgf•cm) max

LDA

Performance data

■STATIC CHARACTERISTICS (LDA15F-5)

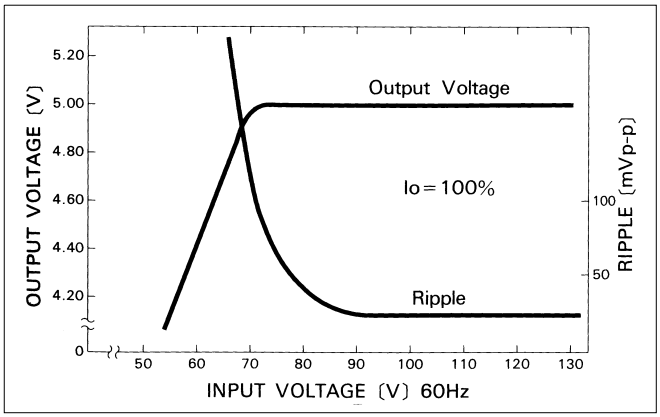

■RISE TIME & FALL TIME (LDA15F-5)

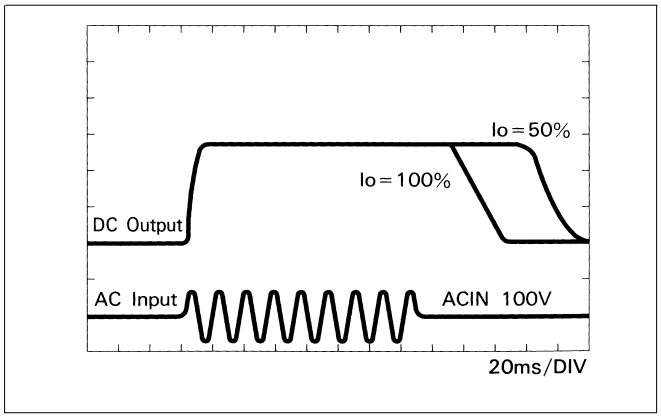

■OVERCURRENT CHARACTERISTICS (LDA15F-5)

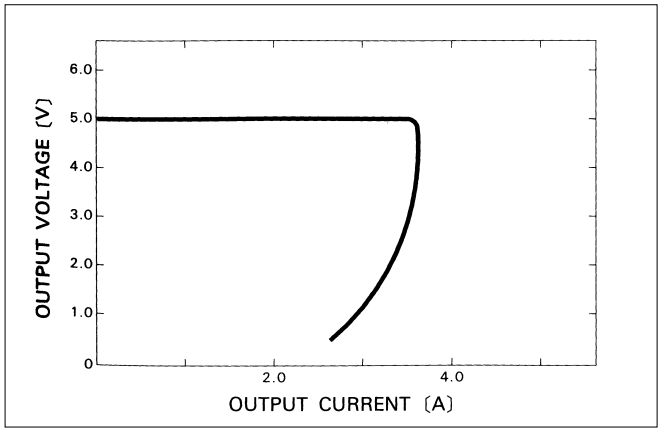

■DERATING CURVE

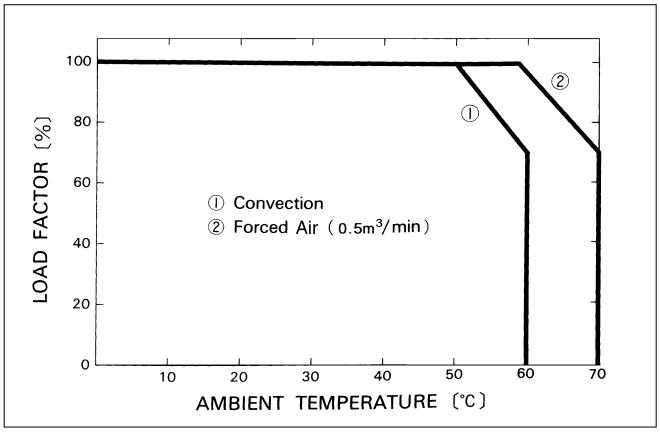

COSEL Rugged PCB type

LDA30F

Ordering information

LDA	30	F	-5	-□
①	②	③	④	⑤

①Series name
②Output wattage
③Universal input
④Output voltage
⑤Optional
C :with Coating
G :Low leakage current
S :with Chassis
SN:with Chassis & cover
Y :with Potentiometer

(LVD)

RoHS



Recommended Noise Filter NAC-06-472



High voltage pulse noise type : NAP series
Low leakage current type : NAM series
*The Noise Filter is recommended to connect with several devices.

MODEL	LDA30F-3	LDA30F-5	LDA30F-12	LDA30F-15	LDA30F-24
MAX OUTPUT WATTAGE[W]	18	30	30	30	31.2
DC OUTPUT	3V 6.0A	5V 6.0A	12V 2.5A	15V 2.0A	24V 1.3A

SPECIFICATIONS

	MODEL		LDA30F-3	LDA30F-5	LDA30F-12	LDA30F-15	LDA30F-24
INPUT	VOLTAGE[V]		AC85 - 264 1φ or DC110 - 370				
	CURRENT[A]	ACIN 100V	0.8typ (Io=100%)				
		ACIN 200V	0.4typ (Io=100%)				
	FREQUENCY[Hz]		47 - 440 or DC				
	EFFICIENCY[%]		70typ	75typ	77typ	78typ	79typ
	INRUSH CURRENT[A]	ACIN 100V	15typ (Io=100%) (At cold start)				
		ACIN 200V	30typ (Io=100%) (At cold start)				
	LEAKAGE CURRENT[mA]		0.75max (60Hz, According to UL, CSA, VDE and DEN-AN)				
OUTPUT	VOLTAGE[V]		3	5	12	15	24
	CURRENT[A]		6	6	2.5	2	1.3
	LINE REGULATION[mV]		20max	20max	48max	60max	96max
	LOAD REGULATION[mV]		40max	40max	100max	120max	150max
	RIPPLE[mVp-p]	0 to +50℃	80max	80max	120max	120max	120max
		-10 - 0℃	140max	140max	160max	160max	160max
	RIPPLE NOISE[mVp-p]	0 to +50℃	120max	120max	150max	150max	150max
		-10 - 0℃	160max	160max	180max	180max	180max
	TEMPERATURE REGULATION[mV]		60max	60max	150max	180max	290max
	DRIFT[mV]	*1	20max	20max	48max	60max	96max
	START-UP TIME[ms]		200max (ACIN 100V, Io=100%)				
	HOLD-UP TIME[ms]		10typ (ACIN 85V, Io=100%) 20typ (ACIN 100V, Io=100%)				
	OUTPUT VOLTAGE ADJUSTMENT RANGE[V]		2.85 - 3.6	Fixed ("Y"which can be adjusted the output is available as option :5, 12, 15, 24V ±10%)			
	OUTPUT VOLTAGE SETTING[V]		——	4.9 - 5.3	11.5 - 12.5	14.4 - 15.6	23.0 - 25.0
PROTECTION CIRCUIT AND OTHERS	OVERCURRENT PROTECTION		Works over 105% of rating and recovers automatically				
	OVERVOLTAGE PROTECTION		4.00 - 5.25V	Works at 115 - 140% of rating			
	OPERATING INDICATION		Not provided				
	REMOTE SENSING		Not provided				
	REMOTE ON/OFF		Not provided				
ISOLATION	INPUT-OUTPUT		AC3,000V 1minute, Cutoff current = 10mA, DC500V 50MΩ min (At Room Temperature)				
	INPUT-FG		AC2,000V 1minute, Cutoff current = 10mA, DC500V 50MΩ min (At Room Temperature)				
	OUTPUT-FG		AC500V 1minute, Cutoff current = 100mA, DC500V 50MΩ min (At Room Temperature)				
ENVIRONMENT	OPERATING TEMP.,HUMID.AND ALTITUDE		-10 to +60℃, 20 - 90%RH (Non condensing) (Refer to DERATING CURVE) 3,000m (10,000feet) max				
	STORAGE TEMP.,HUMID.AND ALTITUDE		-20 to +75℃, 20 - 90%RH (Non condensing) 9,000m (30,000feet) max				
	VIBRATION		10 - 55Hz, 19.6m/s² (2G), 3minutes period, 60minutes each along X, Y and Z axis				
	IMPACT		196.1m/s² (20G), 11ms, once each X, Y and Z axis				
SAFETY AND NOISE REGULATIONS	AGENCY APPROVALS		UL60950-1, EN60950-1, EN50178, CSA C22.2 No.234 Complies with DEN-AN and IEC60950-1				
	CONDUCTED NOISE		Complies with FCC-B, CISPR22-B, EN55022-B, VCCI-B				
OTHERS	CASE SIZE/WEIGHT		55×26×133mm (W×H×D) /200g max (without chassis and cover)				
	COOLING METHOD		Convection				

*1 Drift is the change in DC output for an eight hour period after a half-hour warm-up at 25℃, with the input voltage held constant at the rated input/output.
* Avoid prolonged use under over-load.
* Series/Parallel operation with other model is not possible.
* Derating is required when operated with chassis and cover.

External view

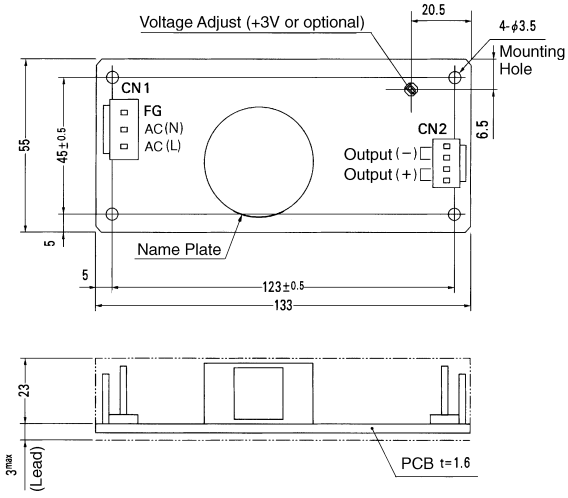

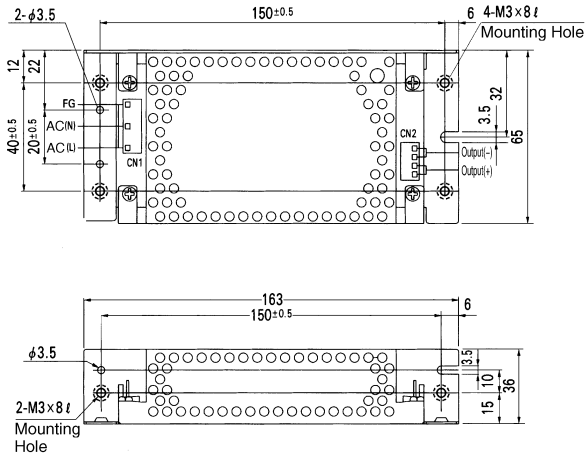

I/O Connector		Mating Connector	Terminal
CN1	B3P5-VH	VHR-5N	Chain: SVH-21T-P1.1
			Loose: BVH-21T-P1.1
CN2	B4P-VH	VHR-4N	Chain: SVH-21T-P1.1
			Loose: BVH-21T-P1.1

(Mfr : J.S.T.)

<PIN CONNECTION>

	Pin No.	Input
CN1	1	AC(L)
	2	
	3	AC(N)
	4	
	5	FG

	Pin No.	Output
CN2	1	−V
	2	−V
	3	+V
	4	+V

※Keep drawing current per pin below 5A for CN2.

※Weight : 200g or less (Without chassis and cover)
※Tolerance : ±1
※Dimensions in mm.
※PCB Material : Glass composite (CEM3)
※Chassis and cover is optional.
※Mounting torque : 0.6N·m (6.3kgf·cm) max

LDA

Performance data

■STATIC CHARACTERISTICS (LDA30F-5)

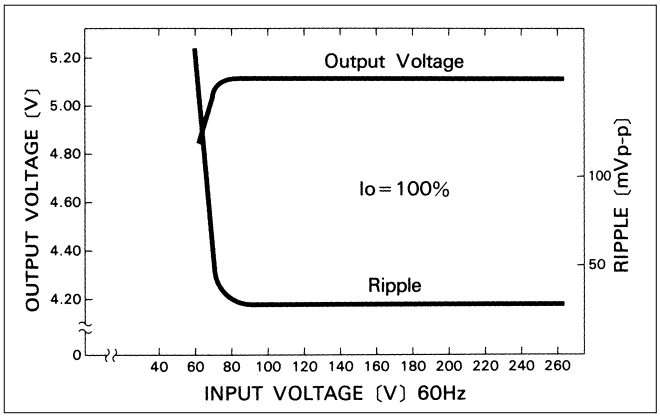

■RISE TIME & FALL TIME (LDA30F-5)

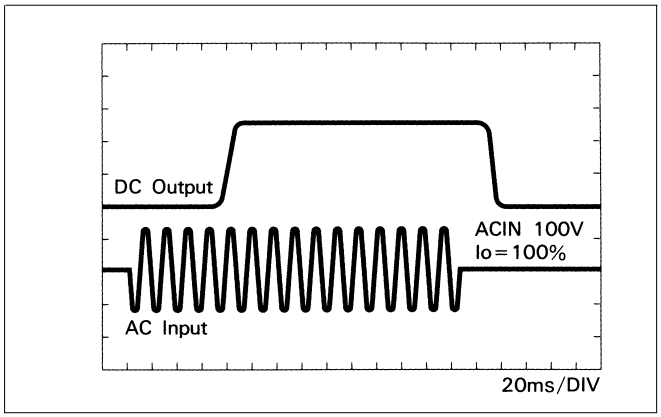

■OVERCURRENT CHARACTERISTICS (LDA30F-5)

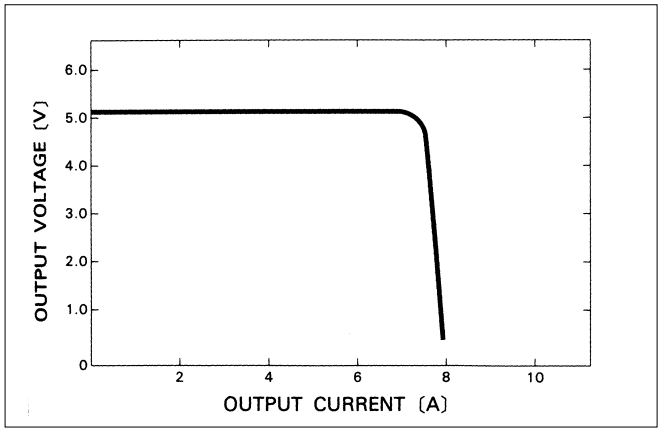

■DERATING CURVE

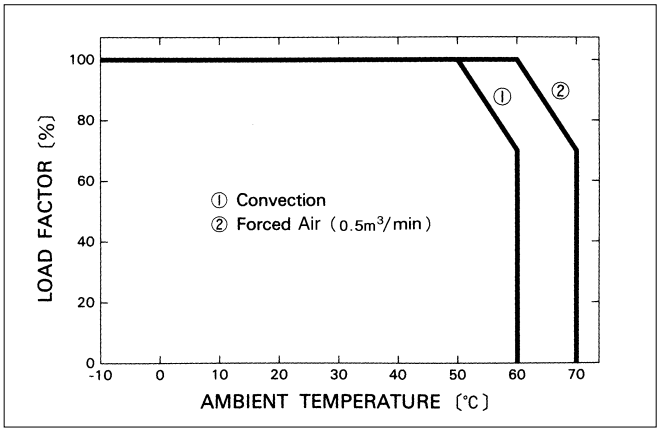

COSEL **Rugged PCB type**

LDA50F

Ordering information

LDA 50 F -5 -□

① ② ③ ④ ⑤

(LVD)

RoHS



Recommended Noise Filter NAC-06-472



High voltage pulse noise type : NAP series
Low leakage current type : NAM series
*The Noise Filter is recommended to connect with several devices.

①Series name
②Output wattage
③Universal input
④Output voltage
⑤Optional
C :with Coating
G :Low leakage current
R :with Remote ON/OFF
S :with Chassis
SN:with Chassis & cover
Y :with Potentiometer

MODEL	LDA50F-3	LDA50F-5	LDA50F-9	LDA50F-12	LDA50F-15	LDA50F-18	LDA50F-24	LDA50F-24-H	LDA50F-24-HR	LDA50F-30
MAX OUTPUT WATTAGE[W]	30	50	50.4	51.6	52.5	50.4	50.4	50.4	50.4	51
DC OUTPUT *3	3V 10A	5V 10A	9V 5.6A	12V 4.3A	15V 3.5A	18V 2.8A	24V 2.1A	24V 2.1(3)A	24V 2.1(3)A	30V 1.7A

SPECIFICATIONS

	MODEL		LDA50F-3	LDA50F-5	LDA50F-9	LDA50F-12	LDA50F-15	LDA50F-18	LDA50F-24	LDA50F-24-H	★LDA50F-24-HR	LDA50F-30
INPUT	VOLTAGE[V]		AC85 - 264 1φ or DC110 - 370									
	CURRENT[A]	ACIN 100V	1.3typ (Io=100%)									
		ACIN 200V	0.7typ (Io=100%)									
	FREQUENCY[Hz]		47 - 440 or DC									
	EFFICIENCY[%]		73typ	77typ	78typ	80typ	81typ	81typ	82typ	82typ	82typ	82typ
	INRUSH CURRENT[A]	ACIN 100V	15typ (Io=100%) (At cold start)									
		ACIN 200V	30typ (Io=100%) (At cold start)									
	LEAKAGE CURRENT[mA]		0.75max (60Hz, According to UL, CSA, VDE and DEN-AN)									
OUTPUT	VOLTAGE[V]		3	5	9	12	15	18	24	24	24	30
	CURRENT[A]	*1	10	10	5.6	4.3	3.5	2.8	2.1	2.1 (3)	2.1 (3)	1.7
	LINE REGULATION[mV]		20max	20max	36max	48max	60max	72max	96max	96max	96max	120max
	LOAD REGULATION[mV]		40max	40max	100max	100max	120max	120max	150max	150max	150max	180max
	RIPPLE[mVp-p]	0 to +50℃	80max	80max	120max	120max	120max	120max	120max	120max	120max	120max
		-10 - 0℃	140max	140max	160max	160max	160max	160max	160max	160max	160max	160max
	RIPPLE NOISE[mVp-p]	0 to +50℃	120max	120max	150max	150max	150max	150max	150max	250max	250max	150max
		-10 - 0℃	160max	160max	180max	180max	180max	180max	180max	280max	280max	180max
	TEMPERATURE REGULATION[mV]		60max	60max	120max	150max	180max	200max	290max	290max	290max	360max
	DRIFT[mV]	*2	20max	20max	36max	48max	60max	72max	96max	96max	96max	120max
	START-UP TIME[ms]		200max (ACIN 100V, Io=100%)									
	HOLD-UP TIME[ms]		10typ (ACIN 85V, Io=100%) 20typ (ACIN 100V, Io=100%)									
	OUTPUT VOLTAGE ADJUSTMENT RANGE[V]		2.85 - 3.6	Fixed ("Y"which can be adjusted the output is available as option :5, 9, 12, 15, 18, 24, 30V ±10%)								
	OUTPUT VOLTAGE SETTING[V]		——	4.9 - 5.3	8.6 - 9.4	11.5 - 12.5	14.4 - 15.6	17.3 - 18.7	23.0 - 25.0	23.0 - 25.0	23.0 - 25.0	28.5 - 31.5
PROTECTION CIRCUIT AND OTHERS	OVERCURRENT PROTECTION		Works over 105% of rating (-H : peak) and recovers automatically									
	OVERVOLTAGE PROTECTION		4.00 - 5.25V	Works at 115 - 140% of rating								
	OPERATING INDICATION		Not provided									
	REMOTE SENSING		Not provided									
	REMOTE ON/OFF		Option (Refer to Instruction Manual)									
ISOLATION	INPUT-OUTPUT		AC3,000V 1minute, Cutoff current = 10mA, DC500V 50MΩ min (At Room Temperature)									
	INPUT-FG		AC2,000V 1minute, Cutoff current = 10mA, DC500V 50MΩ min (At Room Temperature)									
	OUTPUT-FG		AC500V 1minute, Cutoff current = 100mA, DC500V 50MΩ min (At Room Temperature)									
ENVIRONMENT	OPERATING TEMP.,HUMID.AND ALTITUDE		-10 to +60℃, 20 - 90%RH (Non condensing) (Refer to DERATING CURVE) 3,000m (10,000feet) max									
	STORAGE TEMP.,HUMID.AND ALTITUDE		-20 to +75℃, 20 - 90%RH (Non condensing) 9,000m (30,000feet) max									
	VIBRATION		10 - 55Hz, 19.6m/s² (2G), 3minutes period, 60minutes each along X, Y and Z axis									
	IMPACT		196.1m/s² (20G), 11ms, once each X, Y and Z axis									
SAFETY AND NOISE REGULATIONS	AGENCY APPROVALS		UL60950-1, EN60950-1, EN50178, CSA C22.2 No.234 Complies with DEN-AN and IEC60950-1									
	CONDUCTED NOISE		Complies with FCC-B, CISPR22-B, EN55022-B, VCCI-B									
OTHERS	CASE SIZE/WEIGHT		55×26×195mm (W×H×D) /250g max (without chassis and cover)									
	COOLING METHOD		Convection									

*1 Peak load for 10sec. or less is acceptable if the total wattage is less than the rated wattage(24V:50.4W).
*2 Drift is the change in DC output for an eight hour period after a half-hour warm-up at 25℃,with the input voltage held constant at the rated input/output.
*3 ( ) : peak current
* Avoid prolonged use under over-load.

* Parallel operation with other model is not possible.
* Derating is required when operated with chassis and cover.
★marked models are pending for safety approvals. Consult with us for delivery.

External view

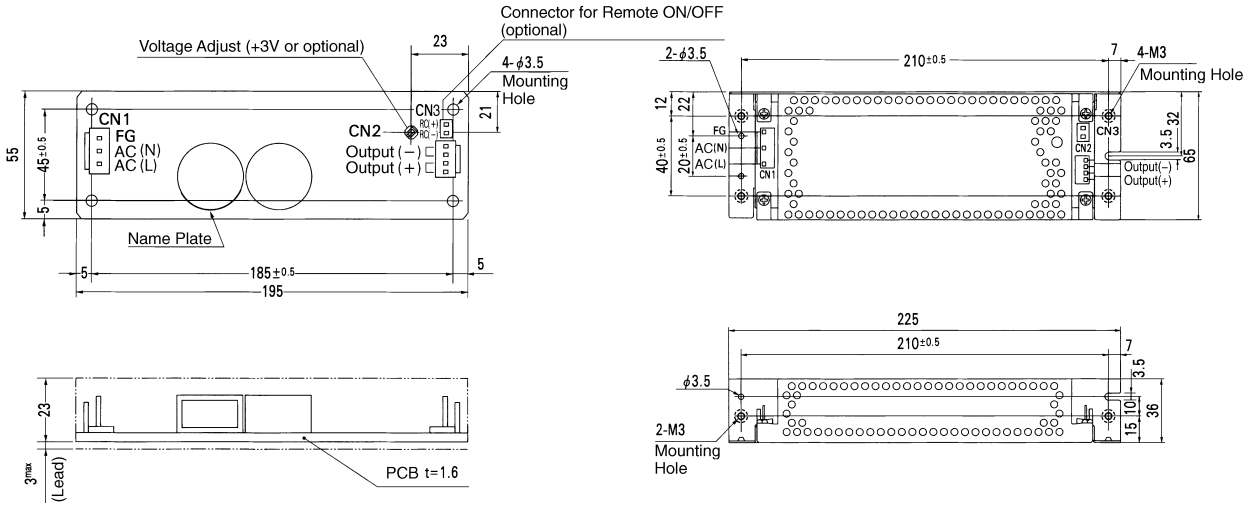

I/O Connector		Mating Connector	Terminal
CN1	B3P5-VH	VHR-5N	Chain: SVH-21T-P1.1
			Loose: BVH-21T-P1.1
CN2	B4P-VH	VHR-4N	Chain: SVH-21T-P1.1
			Loose: BVH-21T-P1.1
CN3	B2B-XH-A	XHP-2	Chain: SXH-001T-P0.6
			Loose: BXH-001T-P0.6

(Mfr : J.S.T.)

<PIN CONNECTION>

	Pin No.	Input
CN1	1	AC(L)
	2	
	3	AC(N)
	4	
	5	FG

	Pin No.	Output
CN2	1	−V
	2	−V
	3	+V
	4	+V

	Pin No.	Remote ON/OFF
CN3	1	RC(+)
	2	RC(−)

※ Keep drawing current per pin below 5A for CN2.

※ Weight : 250g or less (Without chassis and cover)
※ Tolerance : ±1
※ Dimensions in mm.
※ PCB Material : Glass composite (CEM3)
※ Chassis and cover is optional.
※ Mounting torque : 0.6N·m (6.3kgf·cm) max

LDA

Performance data

■STATIC CHARACTERISTICS (LDA50F-5)

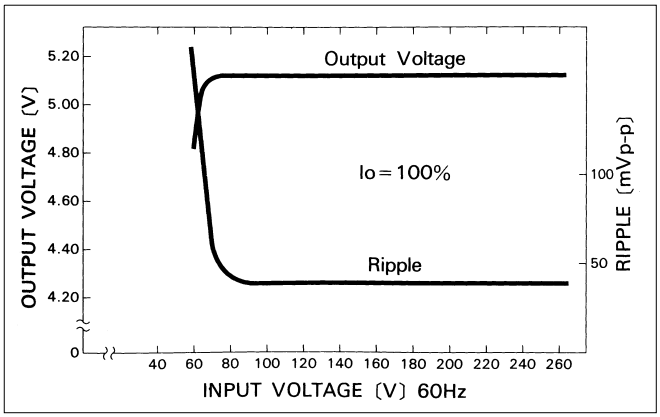

■RISE TIME & FALL TIME (LDA50F-5)

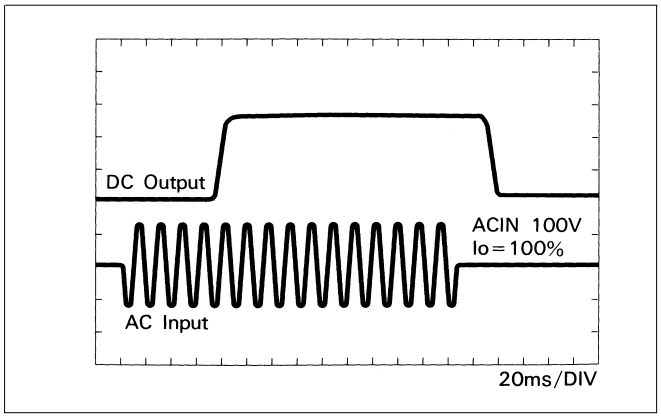

■OVERCURRENT CHARACTERISTICS (LDA50F-5)

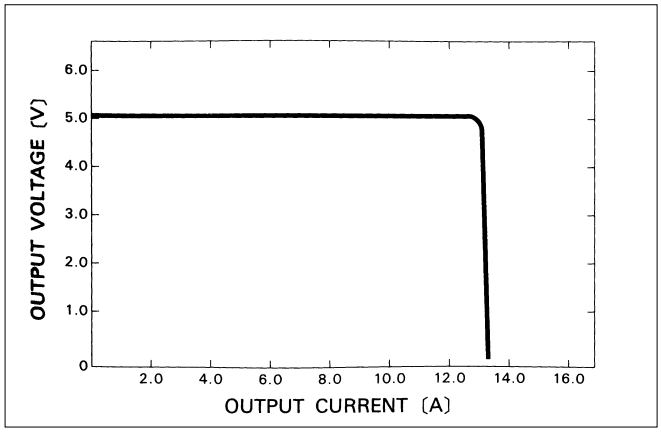

■DERATING CURVE

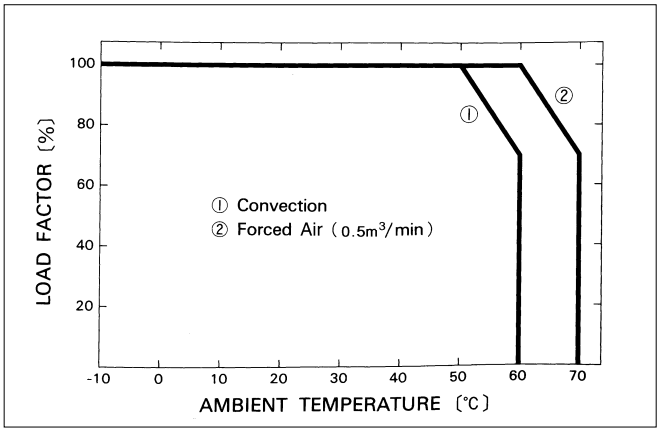

COSEL **Rugged PCB type**

LDA75F

Ordering information

LDA 75 F -5 -□

① ② ③ ④ ⑤

①Series name
②Output wattage
③Universal input
④Output voltage
⑤Optional
C :with Coating
G :Low leakage current
L :with LED
R :with Remote ON/OFF
S :with Chassis
SN:with Chassis & cover
Y :with Potentiometer

(LV)

RoHS



Recommended Noise Filter NAC-06-472



High voltage pulse noise type : NAP series
Low leakage current type : NAM series
*The Noise Filter is recommended to connect with several devices.

MODEL	LDA75F-3	LDA75F-5	LDA75F-9	LDA75F-12	LDA75F-15	LDA75F-18	LDA75F-24	LDA75F-24-H	LDA75F-24-HR	LDA75F-30
MAX OUTPUT WATTAGE[W]	45	75	76.5	75.6	75	75.6	76.8	76.8	76.8	75
DC OUTPUT *3	3V 15A	5V 15A	9V 8.5A	12V 6.3A	15V 5A	18V 4.2A	24V 3.2A	24V 3.2(4.5)A	24V 3.2(4.5)A	30V 2.5A

SPECIFICATIONS

	MODEL		LDA75F-3	LDA75F-5	LDA75F-9	LDA75F-12	LDA75F-15	LDA75F-18	LDA75F-24	LDA75F-24-H	LDA75F-24-HR	LDA75F-30
INPUT	VOLTAGE[V]		AC85 - 264 1φ or DC110 - 370									
	CURRENT[A]	ACIN 100V	1.8typ (Io=100%)									
		ACIN 200V	1.0typ (Io=100%)									
	FREQUENCY[Hz]		47 - 440									
	EFFICIENCY[%]		73typ	79typ	79typ	80typ	81typ	81typ	82typ	82typ	82typ	82typ
	INRUSH CURRENT[A]	ACIN 200V	30typ (Io=100%) (At cold start)									
	LEAKAGE CURRENT[mA]		0.75max (60Hz, According to UL, CSA, VDE and DEN-AN)									
OUTPUT	VOLTAGE[V]		3	5	9	12	15	18	24	24	24	30
	CURRENT[A]	*1	15	15	8.5	6.3	5	4.2	3.2	3.2 (4.5)	3.2 (4.5)	2.5
	LINE REGULATION[mV]		20max	20max	36max	48max	60max	72max	96max	96max	96max	120max
	LOAD REGULATION[mV]		40max	40max	100max	100max	120max	120max	150max	150max	150max	180max
	RIPPLE[mVp-p]	0 to +50℃	80max	80max	120max	120max	120max	120max	120max	120max	120max	120max
		-10 - 0℃	140max	140max	160max	160max	160max	160max	160max	160max	160max	160max
	RIPPLE NOISE[mVp-p]	0 to +50℃	120max	120max	150max	150max	150max	150max	150max	250max	250max	150max
		-10 - 0℃	160max	160max	180max	180max	180max	180max	180max	280max	280max	180max
	TEMPERATURE REGULATION[mV]		60max	60max	120max	150max	180max	200max	290max	290max	290max	360max
	DRIFT[mV]	*2	20max	20max	36max	48max	60max	72max	96max	96max	96max	120max
	START-UP TIME[ms]		200max (ACIN 100V, Io=100%)									
	HOLD-UP TIME[ms]		10typ (ACIN 85V, Io=100%) 20typ (ACIN 100V, Io=100%)									
	OUTPUT VOLTAGE ADJUSTMENT RANGE[V]		2.85 - 3.6	Fixed ("Y"which can be adjusted the output is available as option : 5, 9, 12, 15, 18, 24, 30V ±10%)								
	OUTPUT VOLTAGE SETTING[V]		——	4.9 - 5.3	8.6 - 9.4	11.5 - 12.5	14.4 - 15.6	17.3 - 18.7	23.0 - 25.0	23.0 - 25.0	23.0 - 25.0	28.5 - 31.5
PROTECTION CIRCUIT AND OTHERS	OVERCURRENT PROTECTION		Works over 105% of rating (-H : peak) and recovers automatically									
	OVERVOLTAGE PROTECTION		4.00 - 5.25V	Works at 115 - 140% of rating								
	OPERATING INDICATION		Not provided									
	REMOTE SENSING		Not provided									
	REMOTE ON/OFF		Option (Refer to Instruction Manual)									
ISOLATION	INPUT-OUTPUT		AC3,000V 1minute, Cutoff current = 10mA, DC500V 50MΩ min (At Room Temperature)									
	INPUT-FG		AC2,000V 1minute, Cutoff current = 10mA, DC500V 50MΩ min (At Room Temperature)									
	OUTPUT-FG		AC500V 1minute, Cutoff current = 100mA, DC500V 50MΩ min (At Room Temperature)									
ENVIRONMENT	OPERATING TEMP.,HUMID.AND ALTITUDE		-10 to +60℃, 20 - 90%RH (Non condensing) (Refer to DERATING CURVE) 3,000m (10,000feet) max									
	STORAGE TEMP.,HUMID.AND ALTITUDE		-20 to +75℃, 20 - 90%RH (Non condensing) 9,000m (30,000feet) max									
	VIBRATION		10 - 55Hz, 19.6m/s² (2G), 3minutes period, 60minutes each along X, Y and Z axis									
	IMPACT		196.1m/s² (20G), 11ms, once each X, Y and Z axis									
SAFETY AND NOISE REGULATIONS	AGENCY APPROVALS		UL60950-1, EN60950-1, EN50178, CSA C22.2 No.234 Complies with DEN-AN and IEC60950-1									
	CONDUCTED NOISE		Complies with FCC-B, CISPR22-B, EN55022-B, VCCI-B									
OTHERS	CASE SIZE/WEIGHT		55×32×222mm (W×H×D) /320g max (without chassis and cover)									
	COOLING METHOD		Convection									

*1 Peak load for 10sec. or less is acceptable if the total wattage is less than the rated wattage(24V:76.8W).
*2 Drift is the change in DC output for an eight hour period after a half-hour warm-up at 25℃,with the input voltage held constant at the rated input/output.
*3 ( ) : peak current
* Avoid prolonged use under over-load.
* Parallel operation with other model is not possible.
* Derating is required when operated with chassis and cover.

External view

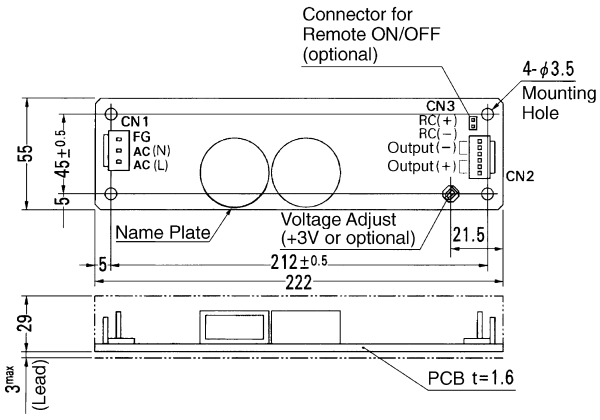

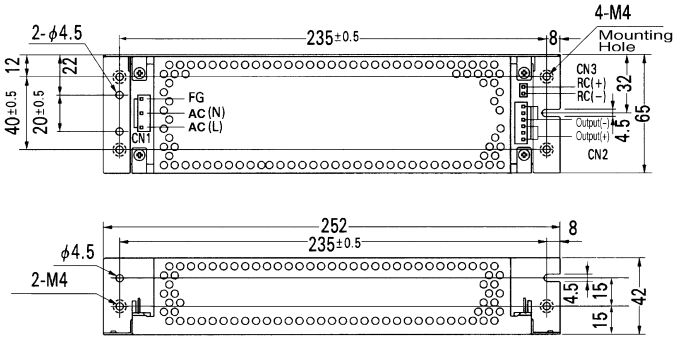

I/O Connector		Mating Connector	Terminal
CN1	B3P5-VH	VHR-5N	Chain: SVH-21T-P1.1
			Loose: BVH-21T-P1.1
CN2	B4P-VH	VHR-6N	Chain: SVH-21T-P1.1
			Loose: BVH-21T-P1.1
CN3	B2B-XH-A	XHP-2	Chain: SXH-001T-P0.6
			Loose: BXH-001T-P0.6

(Mfr : J.S.T.)

〈PIN CONNECTION〉

	Pin No.	Input
CN1	1	AC(L)
	2	
	3	AC(N)
	4	
	5	FG

	Pin No.	Output
CN2	1~3	−V
	4~6	+V

	Pin No.	Remote ON/OFF
CN3	1	RC(+)
	2	RC(−)

※Keep drawing current per pin below 5A for CN2.

※Weight : 320g or less
(Without chassis and cover)
※Tolerance : ±1
※Dimensions in mm.
※PCB Material : Glass composite (CEM3)
※Chassis and cover is optional.
※Mounting torque : 1.5 N•m (16 kgf•cm) max

LDA

Performance data

■STATIC CHARACTERISTICS (LDA75F-5)

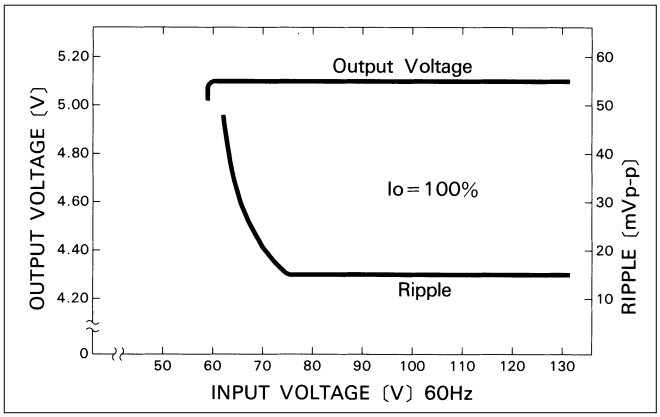

■RISE TIME & FALL TIME (LDA75F-5)

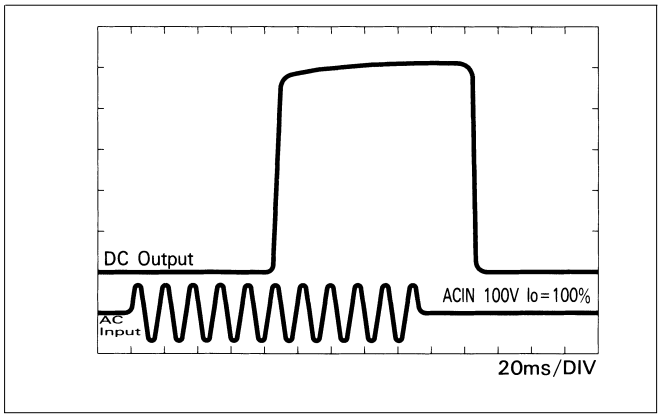

■OVERCURRENT CHARACTERISTICS (LDA75F-5)

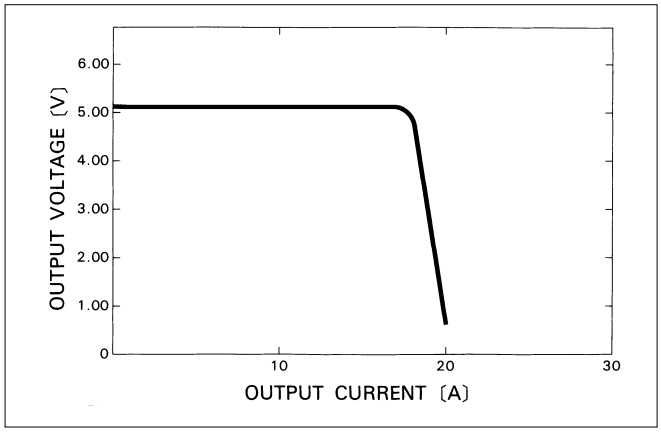

■DERATING CURVE

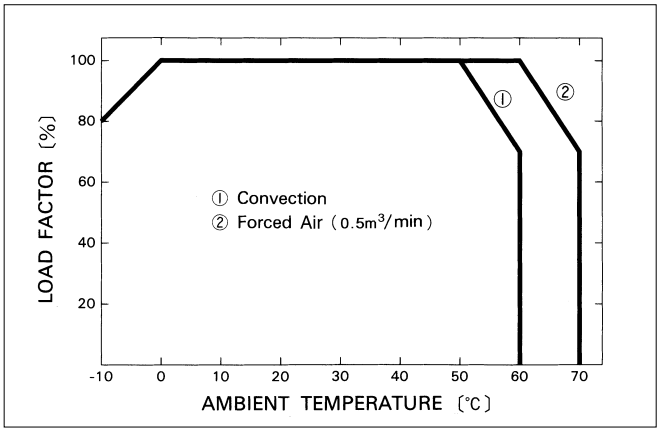

COSEL **Rugged PCB type**

LDA100W

Ordering information

LDA 100 W -5 -□

① ② ③ ④ ⑤

(LVD)

RoHS



Recommended Noise Filter NAC-06-472



High voltage pulse noise type : NAP series
Low leakage current type : NAM series

*The Noise Filter is recommended to connect with several devices.

①Series name
②Output wattage
③Autoranging input
④Output voltage
⑤Optional
C :with Coating
G :Low leakage current
R :with Remote ON/OFF
S :with Chassis
SN:with Chassis & cover
Y :with Potentiometer

MODEL	LDA100W-3	LDA100W-5	LDA100W-9	LDA100W-12	LDA100W-15	LDA100W-18	LDA100W-24	LDA100W-24-H	LDA100W-30	LDA100W-48
MAX OUTPUT WATTAGE[W]	60	100	103.5	102	100.5	100.8	103.2	103.2	105	96
DC OUTPUT *3	3V 20A	5V 20A	9V 11.5A	12V 8.5A	15V 6.7A	18V 5.6A	24V 4.3A	24V 4.3(6.5)A	30V 3.5A	48V 2.0A

SPECIFICATIONS

	MODEL		LDA100W-3	LDA100W-5	LDA100W-9	LDA100W-12	LDA100W-15	LDA100W-18	LDA100W-24	LDA100W-24-H	LDA100W-30	LDA100W-48
INPUT	VOLTAGE[V]		AC 85 - 132 / 170 - 264 1φ									
	CURRENT[A]	ACIN 100V	2.4typ (Io=100%)									
		ACIN 200V	1.2typ (Io=100%)									
	FREQUENCY[Hz]		47 - 440									
	EFFICIENCY[%]		75typ	79typ	80typ	81typ	82typ	82typ	83typ	83typ	83typ	82typ
	INRUSH CURRENT[A]	ACIN 200V	30typ (Io=100%) (At cold start)									
	LEAKAGE CURRENT[mA]		0.75max (60Hz, According to UL, CSA, VDE and DEN-AN)									
OUTPUT	VOLTAGE[V]		3	5	9	12	15	18	24	24	30	48
	CURRENT[A]	*1	20	20	11.5	8.5	6.7	5.6	4.3	4.3 (6.5)	3.5	2.0
	LINE REGULATION[mV]		20max	20max	36max	48max	60max	72max	96max	96max	120max	192max
	LOAD REGULATION[mV]		40max	40max	100max	100max	120max	120max	150max	150max	180max	240max
	RIPPLE[mVp-p]	0 to +50℃	80max	80max	120max	120max	120max	120max	120max	120max	120max	150max
		-10 - 0℃	140max	140max	160max	160max	160max	160max	160max	160max	160max	200max
	RIPPLE NOISE[mVp-p]	0 to +50℃	120max	120max	150max	150max	150max	150max	150max	250max	150max	400max
		-10 - 0℃	160max	160max	180max	180max	180max	180max	180max	280max	180max	600max
	TEMPERATURE REGULATION[mV]		60max	60max	120max	150max	180max	200max	290max	290max	360max	560max
	DRIFT[mV]	*2	20max	20max	36max	48max	60max	72max	96max	96max	120max	192max
	START-UP TIME[ms]		200max (ACIN 100V, Io=100%)									
	HOLD-UP TIME[ms]		10typ (ACIN 85V, Io=100%) 20typ (ACIN 100V, Io=100%)									
	OUTPUT VOLTAGE ADJUSTMENT RANGE[V]		2.85 - 3.6	4.5 - 5.5	Fixed ("Y"which can be adjusted the output is available as option :9, 12, 15, 18, 24, 30, 48V ±10%)							
	OUTPUT VOLTAGE SETTING[V]		——	——	8.6 - 9.4	11.5 - 12.5	14.4 - 15.6	17.3 - 18.7	23.0 - 25.0	23.0 - 25.0	28.8 - 31.2	46.0 - 50.0
PROTECTION CIRCUIT AND OTHERS	OVERCURRENT PROTECTION		Works over 105% of rating (-H : peak) and recovers automatically									
	OVERVOLTAGE PROTECTION		4.00 - 5.25V	Works at 115 - 140% of rating								
	OPERATING INDICATION		Not provided									
	REMOTE SENSING		Not provided									
	REMOTE ON/OFF		Option (Refer to Instruction Manual)									
ISOLATION	INPUT-OUTPUT		AC3,000V 1minute, Cutoff current = 10mA, DC500V 50MΩ min (At Room Temperature)									
	INPUT-FG		AC2,000V 1minute, Cutoff current = 10mA, DC500V 50MΩ min (At Room Temperature)									
	OUTPUT-FG		AC500V 1minute, Cutoff current = 100mA, DC500V 50MΩ min (At Room Temperature)									
ENVIRONMENT	OPERATING TEMP.,HUMID.AND ALTITUDE		-10 to +60℃, 20 - 90%RH (Non condensing) (Refer to DERATING CURVE) 3,000m (10,000feet) max									
	STORAGE TEMP.,HUMID.AND ALTITUDE		-20 to +75℃, 20 - 90%RH (Non condensing) 9,000m (30,000feet) max									
	VIBRATION		10 - 55Hz, 19.6m/s² (2G), 3minutes period, 60minutes each along X, Y and Z axis									
	IMPACT		196.1m/s² (20G), 11ms, once each X, Y and Z axis									
SAFETY AND NOISE REGULATIONS	AGENCY APPROVALS		UL60950-1, EN60950-1, EN50178, CSA C22.2 No.234 Complies with DEN-AN and IEC60950-1									
	CONDUCTED NOISE		Complies with FCC-B, CISPR22-B, EN55022-B, VCCI-B									
OTHERS	CASE SIZE/WEIGHT		62×35×222mm (W×H×D) /360g max (without chassis and cover)									
	COOLING METHOD		Convection									

*1 Peak load for 20sec. or less is acceptable if the total wattage is less than the rated wattage(24V:103.2W).
*2 Drift is the change in DC output for an eight hour period after a half-hour warm-up at 25℃, with the input voltage held constant at the rated input/output.
*3 ( ) : peak current
* Avoid prolonged use under over-load.
* Parallel operation with other model is not possible.
* Derating is required when operated with chassis and cover.

External view

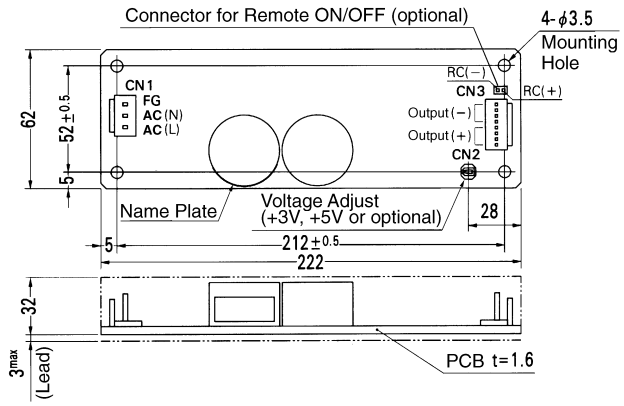

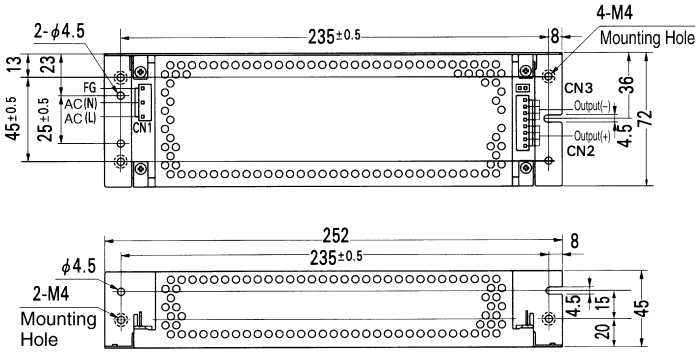

※Weight : 360g or less (Without chassis and cover)
※Tolerance : ±1
※Dimensions in mm.
※PCB Material : Glass composite (CEM3)
※Chassis and cover is optional.
※Mounting torque : 1.5 N•m (16 kgf•cm) max

I/O Connector		Mating Connector	Terminal
CN1	B3P5-VH	VHR-5N	Chain: SVH-21T-P1.1
			Loose: BVH-21T-P1.1
CN2	B8P-VH	VHR-8N	Chain: SVH-21T-P1.1
			Loose: BVH-21T-P1.1
CN3	B2B-XH-A	XHP-2	Chain: SXH-001T-P0.6
			Loose: BXH-001T-P0.6

(Mfr : J.S.T.)

<PIN CONNECTION>

	Pin No.	Input
CN1	1	AC(L)
	2	
	3	AC(N)
	4	
	5	FG

	Pin No.	Output
CN2	1~4	−V
	5~8	+V

	Pin No.	Remote ON/OFF
CN3	1	RC(+)
	2	RC(−)

※Keep drawing current per pin below 5A for CN2.

LDA

Performance data

■STATIC CHARACTERISTICS (LDA100W-5)

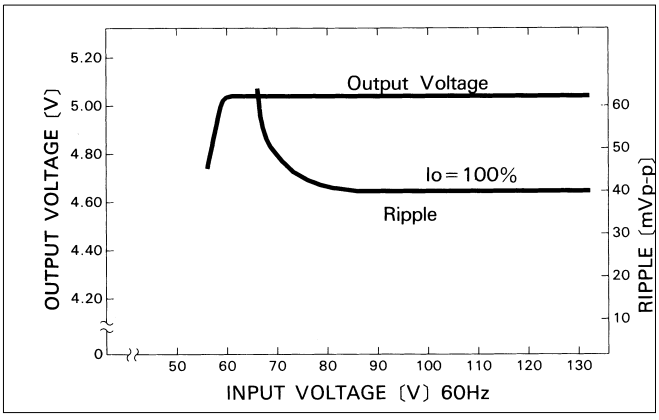

■RISE TIME & FALL TIME (LDA100W-5)

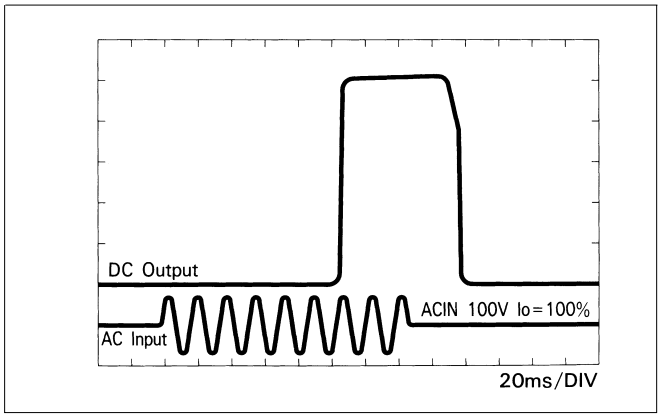

■OVERCURRENT CHARACTERISTICS (LDA100W-5)

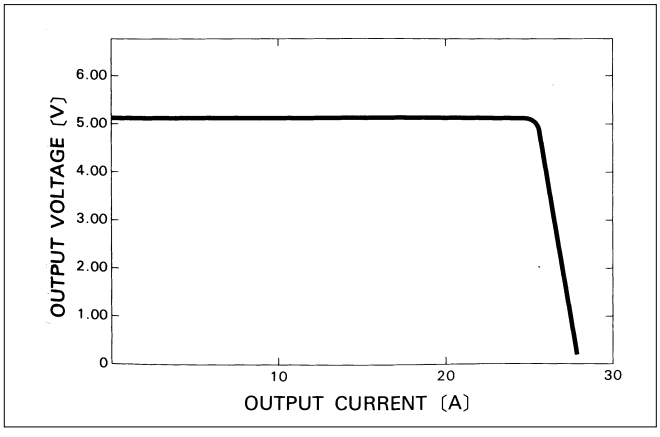

■DERATING CURVE

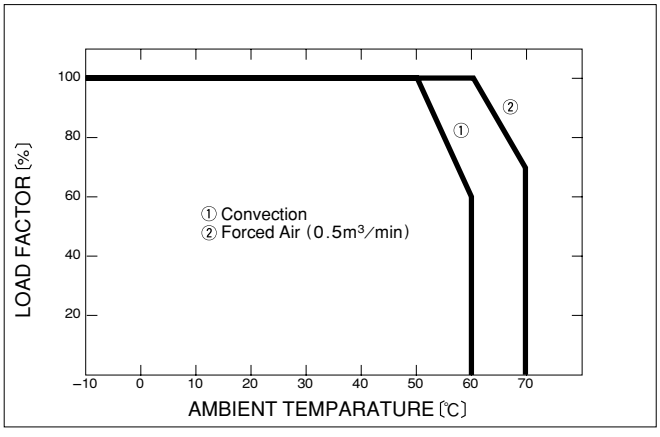

COSEL **Rugged PCB type**

LDA150W

Ordering information

LDA 150 W -5 -□

① ② ③ ④ ⑤



(LVD)

RoHS

Recommended Noise Filter NAC-06-472



High voltage pulse noise type : NAP series
Low leakage current type : NAM series
*The Noise Filter is recommended to connect with several devices.

①Series name
②Output wattage
③Autoranging input
④Output voltage
⑤Optional
C :with Coating
G :Low leakage current
L :with LED
R :with Remote ON/OFF
S :with Chassis
SN:with Chassis & cover
Y :with Potentiometer

MODEL	LDA150W-3	LDA150W-5	LDA150W-9	LDA150W-12	LDA150W-15	LDA150W-18	LDA150W-24	LDA150W-24-H	LDA150W-30	LDA150W-48
MAX OUTPUT WATTAGE[W]	90	150	153	150	150	153	151.2	151.2	150	144
DC OUTPUT *3	3V 30A	5V 30A	9V 17A	12V 12.5A	15V 10A	18V 8.5A	24V 6.3A	24V 6.3(10)A	30V 5A	48V 3A

SPECIFICATIONS

	MODEL		LDA150W-3	LDA150W-5	LDA150W-9	LDA150W-12	LDA150W-15	LDA150W-18	LDA150W-24	LDA150W-24-H	LDA150W-30	LDA150W-48
INPUT	VOLTAGE[V]		AC 85 - 132 / 170 - 264 1φ									
	CURRENT[A]	ACIN 100V	3.6typ (Io=100%)									
		ACIN 200V	2.0typ (Io=100%)									
	FREQUENCY[Hz]		47 - 440									
	EFFICIENCY[%]		75typ	79typ	79typ	82typ	83typ	84typ	85typ	85typ	85typ	82typ
	INRUSH CURRENT[A]	ACIN 200V	30typ (Io=100%) (At cold start)									
	LEAKAGE CURRENT[mA]		0.75max (60Hz, According to UL, CSA, VDE and DEN-AN)									
OUTPUT	VOLTAGE[V]		3	5	9	12	15	18	24	24	30	48
	CURRENT[A]	*1	30	30	17	12.5	10	8.5	6.3	6.3(10)	5	3
	LINE REGULATION[mV]		20max	20max	36max	48max	60max	72max	96max	96max	120max	192max
	LOAD REGULATION[mV]		40max	40max	100max	100max	120max	120max	150max	150max	180max	240max
	RIPPLE[mVp-p]	0 to +50℃	80max	80max	120max	120max	120max	120max	120max	220max	120max	150max
		-10 - 0℃	140max	140max	160max	160max	160max	160max	160max	260max	160max	200max
	RIPPLE NOISE[mVp-p]	0 to +50℃	120max	120max	150max	150max	150max	150max	150max	250max	150max	400max
		-10 - 0℃	160max	160max	180max	180max	180max	180max	180max	280max	180max	600max
	TEMPERATURE REGULATION[mV]		60max	60max	120max	150max	180max	200max	290max	290max	360max	560max
	DRIFT[mV]	*2	20max	20max	36max	48max	60max	72max	96max	96max	120max	192max
	START-UP TIME[ms]		200max (ACIN 100V, Io=100%)									
	HOLD-UP TIME[ms]		10typ (ACIN 85V, Io=100%) 20typ (ACIN 100V, Io=100%)									
	OUTPUT VOLTAGE ADJUSTMENT RANGE[V]		2.85 - 3.6	4.5 - 5.5	Fixed ("Y"which can be adjusted the output is available as option :9, 12, 15, 18, 24, 30, 48V ±10%)							
	OUTPUT VOLTAGE SETTING[V]		——	——	8.6 - 9.4	11.5 - 12.5	14.4 - 15.6	17.3 - 18.7	23.0 - 25.0	23.0 - 25.0	28.5 - 31.5	46.0 - 50.0
PROTECTION CIRCUIT AND OTHERS	OVERCURRENT PROTECTION		Works over 105% of rating (-H : peak) and recovers automatically									
	OVERVOLTAGE PROTECTION		4.00 - 5.25V	Works at 115 - 140% of rating								
	OPERATING INDICATION		Not provided									
	REMOTE SENSING		Not provided									
	REMOTE ON/OFF		Option (Refer to Instruction Manual)									
ISOLATION	INPUT-OUTPUT		AC3,000V 1minute, Cutoff current = 10mA, DC500V 50MΩ min (At Room Temperature)									
	INPUT-FG		AC2,000V 1minute, Cutoff current = 10mA, DC500V 50MΩ min (At Room Temperature)									
	OUTPUT-FG		AC500V 1minute, Cutoff current = 100mA, DC500V 50MΩ min (At Room Temperature)									
ENVIRONMENT	OPERATING TEMP.,HUMID.AND ALTITUDE		-10 to +60℃, 20 - 90%RH (Non condensing) (Refer to DERATING CURVE) 3,000m (10,000feet) max									
	STORAGE TEMP.,HUMID.AND ALTITUDE		-20 to +75℃, 20 - 90%RH (Non condensing) 9,000m (30,000feet) max									
	VIBRATION		10 - 55Hz, 19.6m/s² (2G), 3minutes period, 60minutes each along X, Y and Z axis									
	IMPACT		196.1m/s² (20G), 11ms, once each X, Y and Z axis									
SAFETY AND NOISE REGULATIONS	AGENCY APPROVALS		UL60950-1, EN60950-1, EN50178, CSA C22.2 No.234 Complies with DEN-AN and IEC60950-1									
	CONDUCTED NOISE		Complies with FCC-B, CISPR22-B, EN55022-B, VCCI-B									
OTHERS	CASE SIZE/WEIGHT		75×37×222mm (W×H×D) /510g max (without chassis and cover)									
	COOLING METHOD		Convection									

*1 Peak load for 10sec. or less is acceptable if the total wattage is less than the rated wattage(24V:151.2W).
*2 Drift is the change in DC output for an eight hour period after a half-hour warm-up at 25℃, with the input voltage held constant at the rated input/output.
*3 ( ) : peak current
* Avoid prolonged use under over-load.
* Parallel operation with other model is not possible.
* Derating is required when operated with chassis and cover.

External view

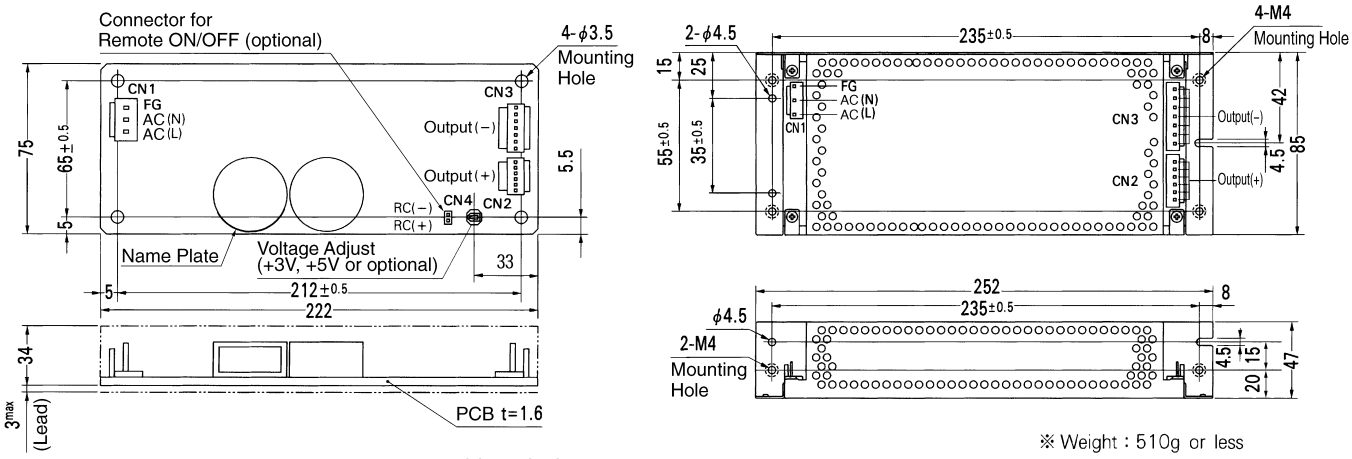

I/O Connector		Mating Connector	Terminal
CN1	B3P5-VH	VHR-5N	Chain: SVH-21T-P1.1
			Loose: BVH-21T-P1.1
CN2	B6P-VH	VHR-6N	Chain: SVH-21T-P1.1
			Loose: BVH-21T-P1.1
CN3	B7P-VH	VHR-7N	Chain: SVH-21T-P1.1
			Loose: BVH-21T-P1.1
CN4	B2B-XH-A	XHP-2	Chain: SXH-001T-P0.6
			Loose: BXH-001T-P0.6

(Mfr : J.S.T.)

<PIN CONNECTION>

	Pin No.	Input
CN1	1	AC(L)
	2	
	3	AC(N)
	4	
	5	FG

	Pin No.	Output
CN2	1~6	+V
CN3	1~7	−V

	Pin No.	Remote ON/OFF
CN4	1	RC(+)
	2	RC(−)

※Keep drawing current per pin below 5A for CN2, CN3.

※ Weight : 510g or less
(Without chassis and cover)
※ Tolerance : ±1
※ Dimensions in mm.
※ PCB Material : Glass composite (CEM3)
※ Chassis and cover is optional.
※ Chassis and cover is not available to remote ON/OFF unit.
※Mounting torque : 1.5 N•m (16 kgf•cm) max

LDA

Performance data

■STATIC CHARACTERISTICS (LDA150W-5)

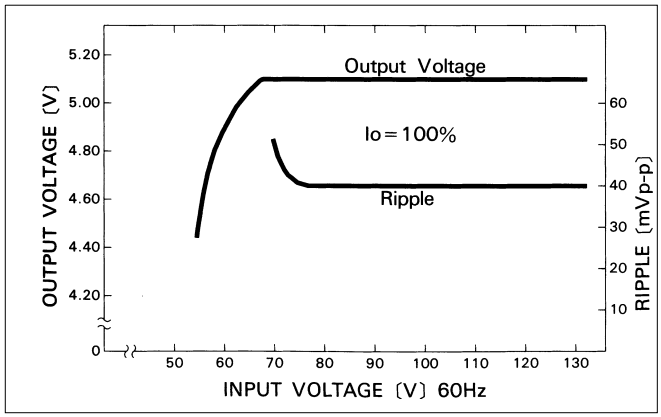

■RISE TIME & FALL TIME (LDA150W-5)

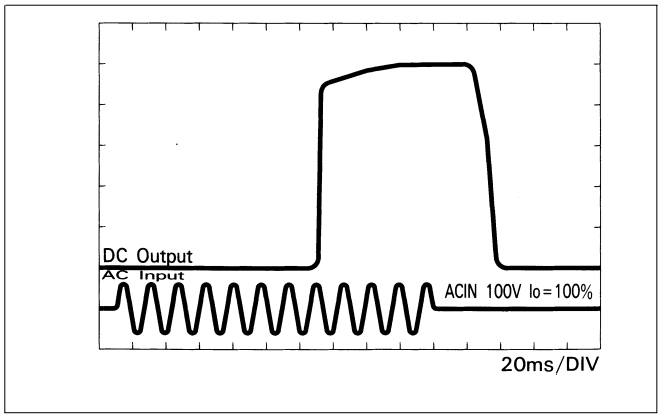

■OVERCURRENT CHARACTERISTICS (LDA150W-5)

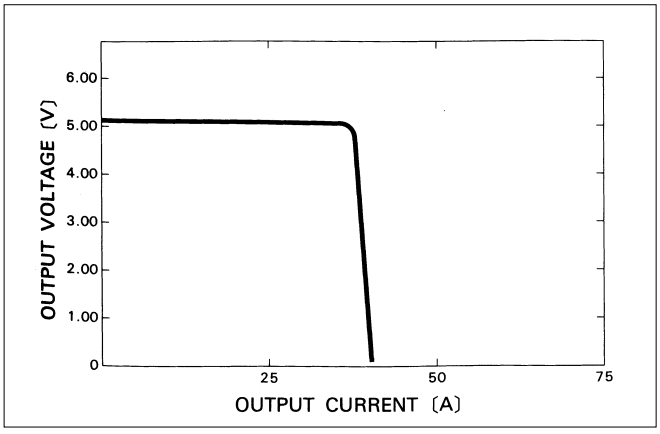

■DERATING CURVE

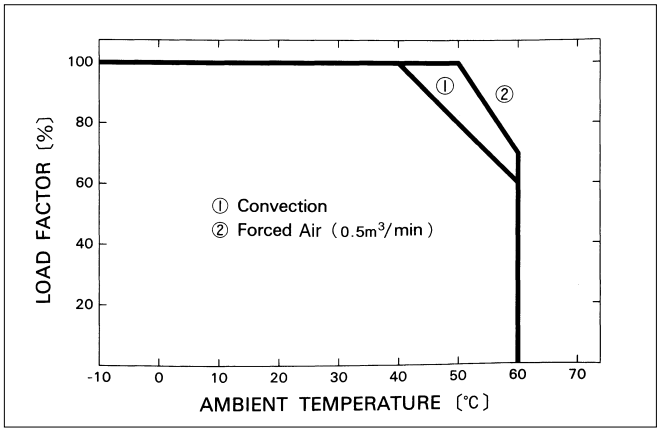

COSEL **Rugged PCB type**

LDA300W

Ordering information

LDA	300	W	-5	-□
①	②	③	④	⑤

(LVD)

RoHS



Recommended Noise Filter
NAC-16-472



High voltage pulse noise type : NAP series
Low leakage current type : NAM series
*The Noise Filter is recommended to connect with several devices.

①Series name
②Output wattage
③Autoranging input
④Output voltage
⑤Optional
C :with Coating
G :Low leakage current
L :with LED
R :with Remote ON/OFF
S :with Chassis
SNF:with Chassis & cover & fan
T :Vertical terminal block

MODEL	LDA300W-3	LDA300W-5	LDA300W-9	LDA300W-12	LDA300W-15	LDA300W-18	LDA300W-24	LDA300W-30	LDA300W-48
MAX OUTPUT WATTAGE[W]	180	300	306	324	330	306	336	300	302.4
DC OUTPUT	3V 60A	5V 60A	9V 34A	12V 27A	15V 22A	18V 17A	24V 14A	30V 10A	48V 6.3A

SPECIFICATIONS

	MODEL		LDA300W-3	LDA300W-5	LDA300W-9	LDA300W-12	LDA300W-15	LDA300W-18	LDA300W-24	LDA300W-30	LDA300W-48
INPUT	VOLTAGE[V]		AC 85 - 132 / 170 - 264 1φ								
	CURRENT[A]	ACIN 100V	7.5typ (Io=100%)								
		ACIN 200V	4.5typ (Io=100%)								
	FREQUENCY[Hz]		47 - 440								
	EFFICIENCY[%]	ACIN 100V	72typ	78typ	78typ	80typ	81typ	81typ	83typ	83typ	83typ
		ACIN 200V	74typ	81typ	81typ	83typ	84typ	84typ	86typ	86typ	86typ
	INRUSH CURRENT[A]	ACIN 100V	15/30A typ (Primary/Secondary Surge Current) Io=100% (More than 3sec.to re-start)								
		ACIN 200V	30/30typ (Primary/Secondary Surge Current) Io=100% (More than 3sec.to re-start)								
	LEAKAGE CURRENT[mA]		0.75max (60Hz, According to UL, CSA, VDE and DEN-AN)								
OUTPUT	VOLTAGE[V]		3	5	9	12	15	18	24	30	48
	CURRENT[A]	Forced air	60	60	34	27	22	17	14	10	6.3
		Convection *1	40 (60)	40 (60)	23 (34)	17 (27)	14 (22)	12 (17)	9 (14)	7 (10)	4.2 (6.3)
	LINE REGULATION[mV]		20max	20max	36max	48max	60max	72max	96max	120max	192max
	LOAD REGULATION[mV]		40max	40max	100max	100max	120max	120max	150max	180max	240max
	RIPPLE[mVp-p]	0 to +50℃ *2	80max	80max	120max	120max	120max	120max	120max	120max	150max
		-10 - 0℃ *2	140max	140max	160max	160max	160max	160max	160max	160max	200max
	RIPPLE NOISE[mVp-p]	0 to +50℃ *2	120max	120max	150max	150max	150max	150max	150max	150max	400max
		-10 - 0℃ *2	160max	160max	180max	180max	180max	180max	180max	180max	600max
	TEMPERATURE REGULATION[mV]		60max	60max	120max	150max	180max	200max	290max	360max	560max
	DRIFT[mV]	*3	20max	20max	36max	48max	60max	72max	96max	120max	192max
	START-UP TIME[ms]		200max (ACIN 100V, Io=100%)								
	HOLD-UP TIME[ms]		10typ (ACIN 85V, Io=100%) 20typ (ACIN 100V, Io=100%)								
	OUTPUT VOLTAGE ADJUSTMENT RANGE[V]		2.85 - 3.6	5, 9, 12, 15, 18, 24, 30, 48V ±10%							
PROTECTION CIRCUIT AND OTHERS	OVERCURRENT PROTECTION		Works over 105% of rating and recovers automatically								
	OVERVOLTAGE PROTECTION		4.00 - 5.25V	Works at 115 - 140% of rating							
	OPERATING INDICATION		Not provided								
	REMOTE SENSING		Provided								
	REMOTE ON/OFF		Option (Refer to Instruction Manual)								
ISOLATION	INPUT-OUTPUT		AC3,000V 1minute, Cutoff current = 10mA, DC500V 50MΩ min (At Room Temperature)								
	INPUT-FG		AC2,000V 1minute, Cutoff current = 10mA, DC500V 50MΩ min (At Room Temperature)								
	OUTPUT-FG		AC500V 1minute, Cutoff current = 100mA, DC500V 50MΩ min (At Room Temperature)								
ENVIRONMENT	OPERATING TEMP.,HUMID.AND ALTITUDE		-10 to +70℃, 20 - 90%RH (Non condensing) (Refer to DERATING CURVE) 3,000m (10,000feet) max								
	STORAGE TEMP.,HUMID.AND ALTITUDE		-20 to +75℃, 20 - 90%RH (Non condensing) 9,000m (30,000feet) max								
	VIBRATION		10 - 55Hz, 19.6m/s² (2G), 3minutes period, 60minutes each along X, Y and Z axis								
	IMPACT		196.1m/s² (20G), 11ms, once each X, Y and Z axis								
SAFETY AND NOISE REGULATIONS	AGENCY APPROVALS		UL60950-1, C-UL, EN60950-1, EN50178 Complies with DEN-AN and IEC60950-1								
	CONDUCTED NOISE		Complies with FCC-B, CISPR22-B, EN55022-B, VCCI-B								
OTHERS	CASE SIZE/WEIGHT		108×50×255mm (W×H×D) /1kg max (without terminal block)								
	COOLING METHOD		Convection / Forced air (Refer to DERATING CURVE)								

*1 Peak load for 30sec. or less is acceptable if the total wattage is less than the rated wattage.
*2 This is the value that measured on measuring board with capacitor of 22μF within 150mm from output terminal.
*3 Drift is the change in DC output for an eight hour period after a half-hour warm-up at 25℃, with the input voltage held constant at the rated input/output.
* Parallel operation with other model is not possible.
* Derating is required when operated with chassis and cover.

External view

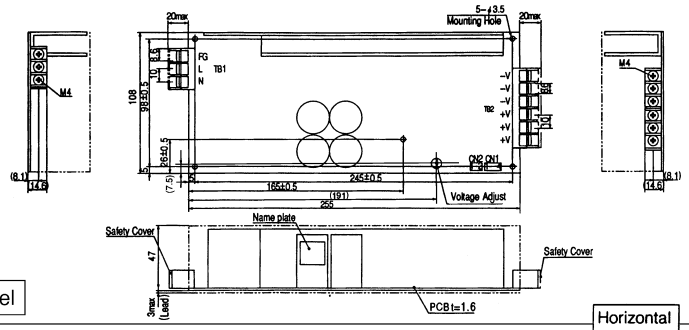

Standard Model

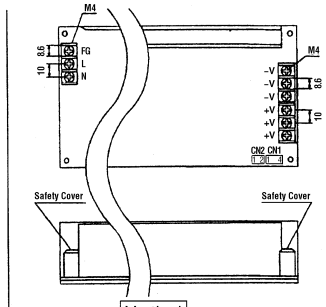

Horizontal type

Vertical type

Optional Model "-T"
(Ex.LDA300W-5-T)

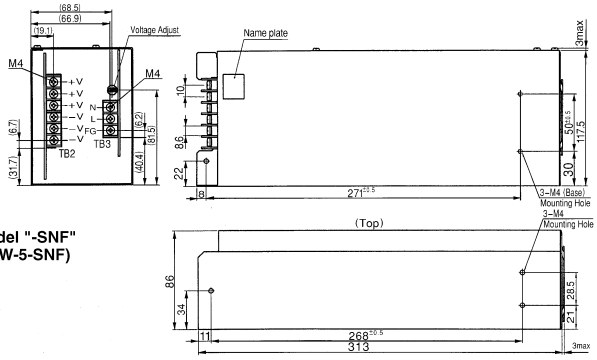

Optional Model "-SNF"
(EX. LDA300W-5-SNF)

Applicable options

Terminal Block Horizontal type		Terminal Block Vertical type	
–S	Available	–ST	Available
–SN	Not Available	–SNT	Not Available
–SNF	Available 5V, 12V, 24V	–SNFT	Not Available

CN1 (Connector for Sensing)
Type: B4B–XH–A

Pin No.	Function
1	–M(–Output Voltage Monitor)
2	–S(Remote Sensing)
3	+S(Remote Sensing)
4	+M(+Output Voltage Monitor)

Mating Housing & Pin
Mfr: J.S.T.
XHP-4(BXH-001T-P0.6 or SXH-001T-P0.6)

CN2 (Optional connector for Remote ON/OFF: optional)
Type: B2B–XH–A

Pin No.	Function
1	RC (+)
2	RC (–)

Mating Housing & Pin
Mfr: J.S.T.
XHP-2(BXH-001T-P0.6 or SXH-001T-P0.6)

※Weight : 1kg or less (without casecover)
※Tolerance : ±1
※Dimensions in mm.
※PCB Material : Glass composite (CEM3)
※Keep drawing current per pin below 20A for TB2
※Mounting torque : 1.5N·m (16kgf·cm) max

LDA

Performance data

■STATIC CHARACTERISTICS (LDA300W-5)

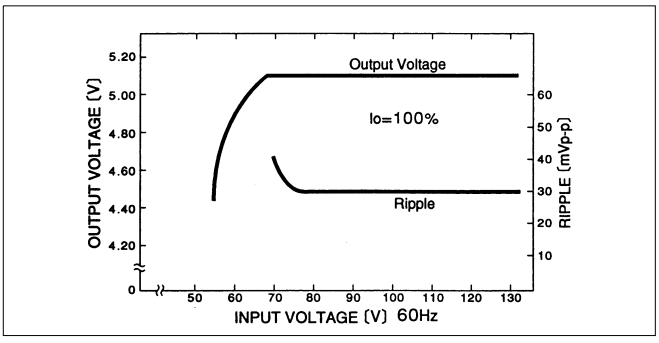

■RISE TIME & FALL TIME (LDA300W-5)

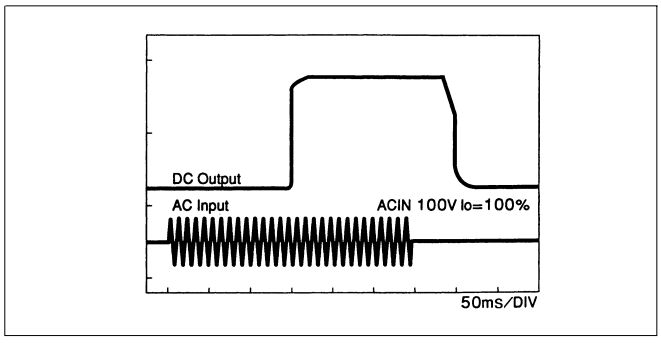

■OVERCURRENT CHARACTERISTICS (LDA300W-5)

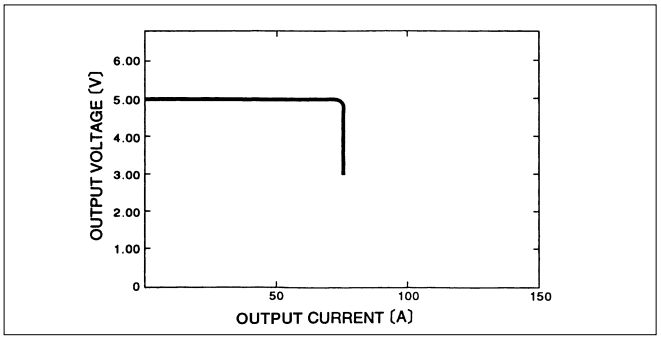
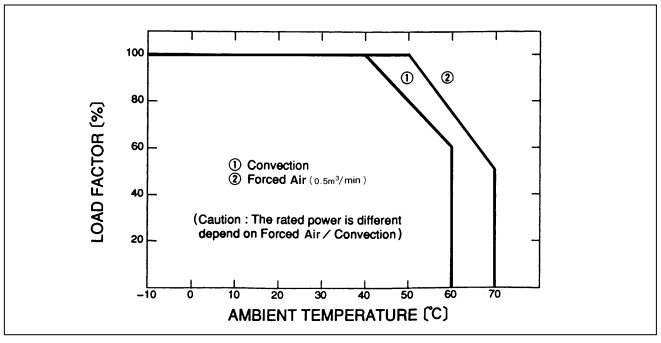
■DERATING CURVE