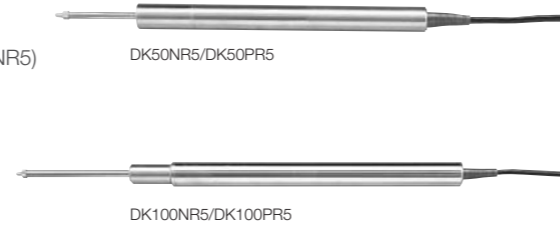
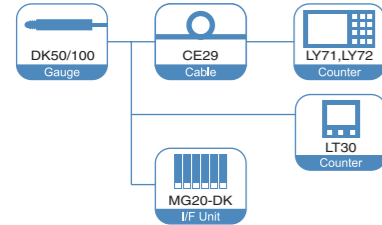


# DK

## DK50/100 Series

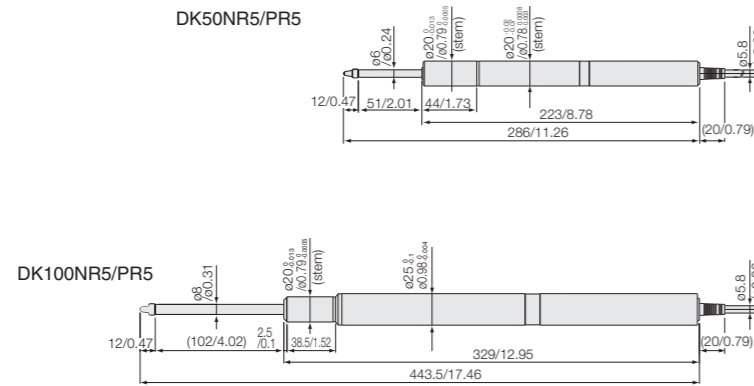
High accuracy, rugged gauges.  
Suitable for installation on machine.

- Measuring range : 50 mm / 1.97", 100 mm / 3.94"
- Accuracy : 2 μm (DK50PR5/50NR5), 4 μm (DK100PR5/100NR5)
- Resolution : 0.5 μm ● Excellent resistance to workshop conditions.
- High measuring force (DK50PR5/100PR5) ● Low measuring force (DK50NR5/100NR5)
- Direct connected to A/B quadrature counter



Digital Gauge

### Dimensions



Unit : mm/inch

Specifications					
Model	DK50NR5	DK50PR5	DK100NR5	DK100PR5	
Output	A/B/Z phase voltage-differential line driver output (compliant with EIA-422) *Please see P17 Output Signal Phase Difference.				
Resolution*1	0.5 μm				
Measuring range	50 mm		100 mm		
Accuracy (at 20°C)	2 μm		4 μm		
Measuring force (at 20°C)	Upward	—		—	
	Horizontal	0.9 ± 0.4 N		4.9 N or less	1.8 ± 0.65 N
	Downward	1.3 ± 0.5 N		4.9 N or less	2.7 ± 0.55 N
Reference point	One location (at 1 mm position of spindle movement)				
Maximum response speed	250 m/min				
Vibration resistance (10 to 2000 Hz)	150 m/s <sup>2</sup>				
Impact resistance (11 ms)	1500 m/s <sup>2</sup>				
Protective structure	IP50	IP64	IP50	IP64	
Operating temperature	0°C to 50°C				
Storage temperature	-20°C to 60°C				
Power supply voltage	DC +5 V ±5%				
Power consumption	1 W or less				
Cable length*2	Approx. 2.5 m				
Diameter of stem	ø 20 <sup>0</sup> / <sub>-0.013</sub> mm				
Mass*3	Approx. 360 g		Approx. 630 g		
Feeler	Provided with a carbide ball tip DZ-122 (Mount screw M2.5)				Provided with a carbide ball tip DZ-121 (Mount screw M2.5)
Output cable length	22 m max.				
Guaranteed number of Strokes	Minimum 5 million cycles without shock				
Accessories	+P M4x5 screw (2 pcs.), Instruction Manual				

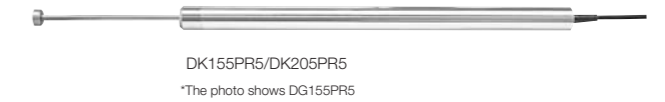
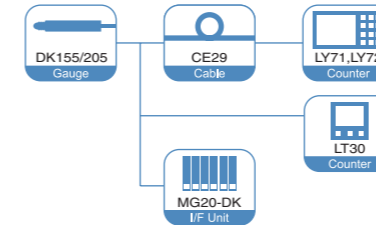
\*1 : The resolution setting needs to be made when connecting to the LT30 series, MG series, and LY70 series. For details, please refer to the respective instruction manual.  
 \*2 : Please refer to P10 DK 802 A/B about the extension cable (Option).  
 \*3 : The mass indicated is the total mass excluding the cable and interpolation box.  
 \*4 : The spindle weighs about 400g.

# DK

## DK155/205

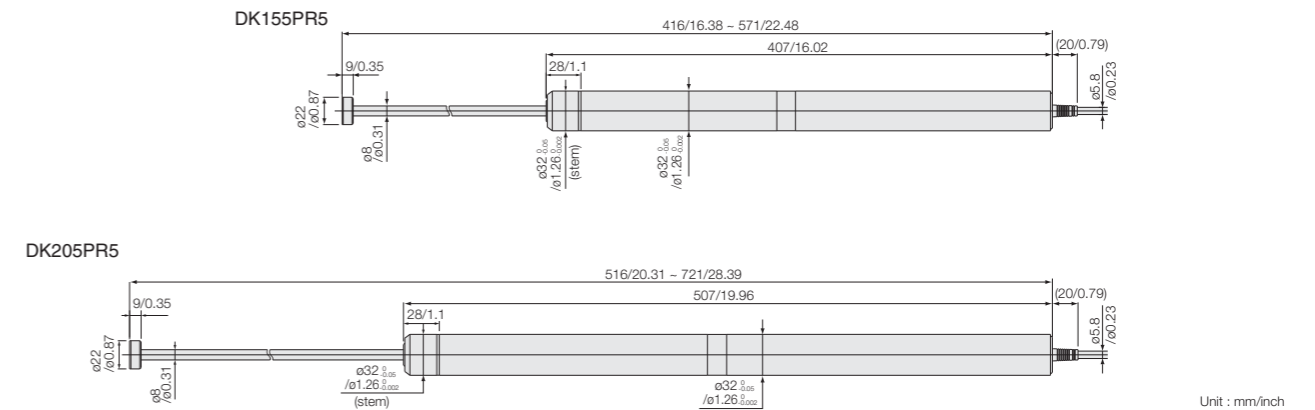
High accuracy, rugged gauges.  
Suitable for installation on machine.

- Measuring range : 155 mm / 6.1" and 205 mm / 8.07"
- Accuracy : 5 μm (DK155PR5), 6 μm (DK205PR5)
- Resolution : 0.5 μm ● Excellent resistance to workshop conditions.
- Magnet feeler (DG155BP/205BP)
- Direct connected to A/B quadrature counter



Digital Gauge

### Dimensions



Unit : mm/inch

Specifications		
Model	DK155PR5	DK205PR5
Output	A/B/Z phase voltage-differential line driver output (compliant with EIA-422) *Please see P17 Output Signal Phase Difference.	
Resolution*1	0.5 μm	
Measuring range	155 mm	205 mm
Accuracy (at 20°C)	5 μm	6 μm
Reference point	One location (at 5 mm position of spindle movement)	
Maximum response speed	250 m/min	
Vibration resistance (10 to 2000 Hz)	150 m/s <sup>2</sup>	
Impact resistance (11 ms)	1500 m/s <sup>2</sup>	
Protective structure	IP64	
Operating temperature	0°C to 50°C	
Storage temperature	-20°C to 60°C	
Power supply voltage	DC +5 V ±5%	
Power consumption	1 W or less	
Cable length*2	Approx. 2.5 m	
Diameter of stem	ø 32 <sup>0</sup> / <sub>-0.05</sub> mm	
Mass*3	Approx. 1100 g	Approx. 1300 g
Feeler mounting base	Magnetic substance	
Magnetically attachable feeler	Magnetic attraction: 10 N, resistance against horizontal slip: 2.7 N Provided with ø4 mm carbide ball tip	
Spindle*4	ø 8 mm, radial swing: 0.04 mm max.	
Output cable length	22 m max.	
Guaranteed number of Strokes	Minimum 5 million cycles without shock	
Accessories	+P M4x5 screw (2 pcs.), Instruction Manual	

\*1 : The resolution setting needs to be made when connecting to the LT30 series, MG series, and LY70 series. For details, please refer to the respective instruction manual.  
 \*2 : Please refer to P10 DK 802 A/B about the extension cable (Option).  
 \*3 : The mass indicated is the total mass excluding the cable and interpolation box.  
 \*4 : The spindle weighs about 400g.