

Rapid Screening Device—RSD™

Technical Application Note 211

Stability of Propellants—Effect of Aging

Introduction

High energy materials are an area of study for the RSD where rapid quality-control style analyses may be required. One area of importance is effect of aging and the stability of propellant grains.

The ability of the RSD to evaluate more than one sample at a time is attractive because in a 2-sample configuration an aged and fresh sample may be compared. And of course with the RSD able to take up to 6 samples simultaneously it would be possible to simultaneously compare the fresh sample with samples aged under various regimes.

Also the ability of the RSD to use very low cost disposable sample holders of any size, the technique is attractive and can be simply applied to grains of any size. Testing of 10's of samples a day and simple data analysis allows for very rapid screening.

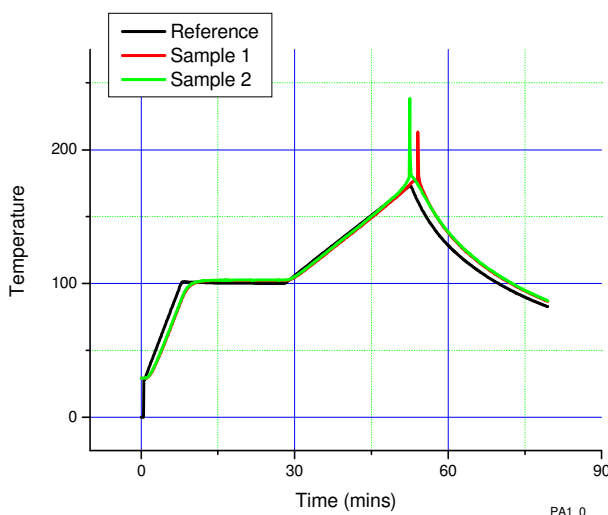
For simplicity the test reported here is of two samples.

Experimental

Two samples, one fresh and one aged of the same propellant were contained in similar tube sample holders. The exothermic reaction was expected above 150C and therefore the program was to heat rapidly to 100C (at 10C/min) to hold isothermal for 20 minutes and then to heat at 3C/min until sample ignition. This program results in a test time of more than 1 hour. Clearly it would be possible to shorten this considerably. The thermal program was controlled by a thermocouple in the air near to the samples.

Results

The test proceeded according to the program and above 150C exothermic reaction commenced. This accelerated with temperature until ignition occurred. The associated temperature rise triggered end of test and cooling was switched on automatically.



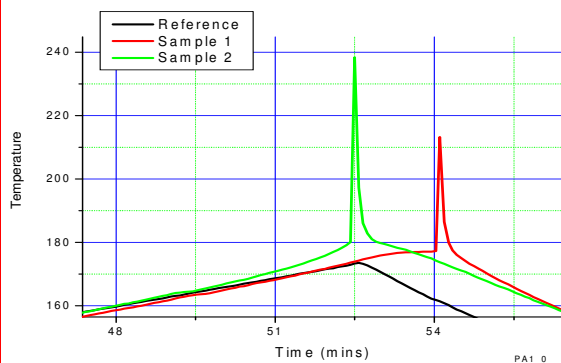
Temperature and Pressure data plotted against Time

**1 North House, Bond Avenue,
Bletchley, MK1 1SW, UK
Tel: +44 1908 646800
Fax: +44 1908 645209**

**255 Old New Brunswick Road,
Suite 120S, Piscataway, NJ 08854, USA
Phone: 1-888-688 7074
Fax: (732) 465 0778**

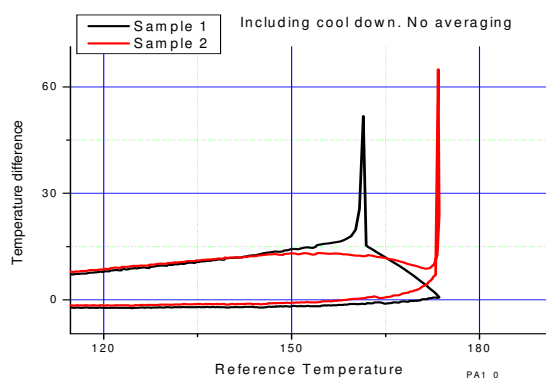
Discussion and Conclusions

The graph shown overleaf illustrates raw data from the RSD but while showing the ignition little else is discernable. The temperature and pressure data together indicate simply the melting and the decomposition. In this pure sample there is no indication of other reactions. Below the two graphs are zoom plots of the temperature against time data.



A zoom of the data before the ignition is very revealing. The fresh sample (Sample 1) follows the reference temperature whilst the aged sample (Sample 2) shows exothermic deviation and ignition prior to ignition of the fresh sample. There is a clear difference in stability.

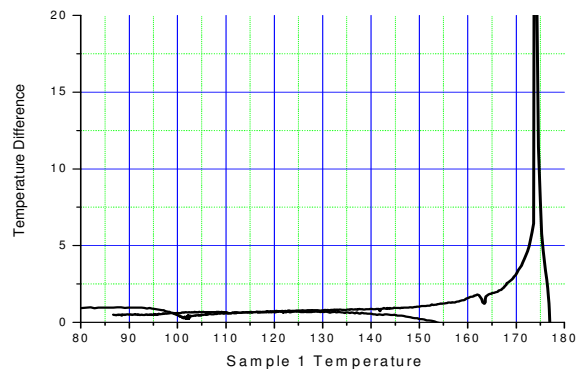
A better representation of this is obtained by plotting



the data against temperature. This is shown below. Consider the lower lines in the plots (these represent heating—the upper lines are from cooling). The aged

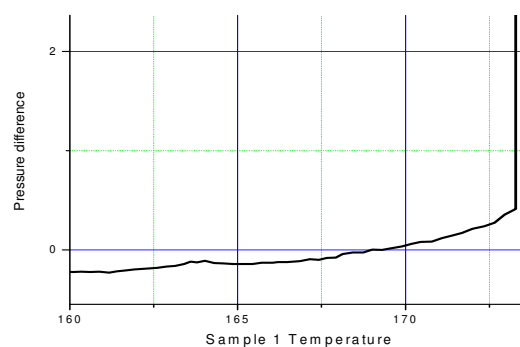
sample deviates from the fresh sample at 160C

Now taking the temperature difference between fresh and aged samples the graph below shows deviation



from nearer 150C

The pressure data is also available from all tests. Here The pressure difference between fresh and aged samples is plotted against temperature of reference. Differential pressure rise is seen from 160C



In conclusion it has been shown that there is a difference in stability between the fresh and aged sample—aging has lowered the stability of the propellant. The RSD has shown the difference in this stability in both temperature and pressure responses. In achieving this information the very high sens

If there is a necessity it would be possible to evaluate a batch of up to 6 samples with turn-round time of approximately 1 hour

**1 North House, Bond Avenue,
Bletchley, MK1 1SW, UK
Tel: +44 1908 646800
Fax: +44 1908 645209
Info@thermalhazardtechnology.com**

**255 Old New Brunswick Road,
Suite 120S, Piscataway, NJ 08854, USA
Phone: 1-888-688 7074
Fax: (732) 465 0778
www.thermalhazardtechnology.com**