

MECHANICAL HYGROSTAT

MFR 012



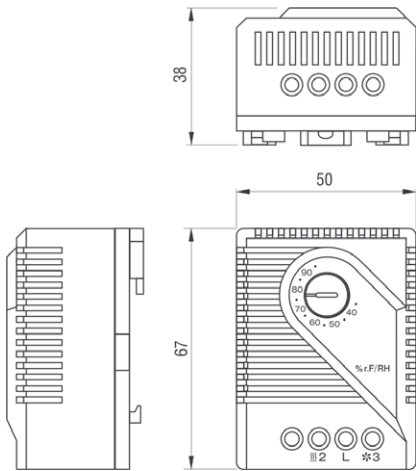
- > Adjustable relative humidity
- > Change-over contact
- > High switching capacity
- > Easily accessible terminals
- > Clip fixing

The electromechanical hygrostat is designed to control enclosure heaters so that the dew point is raised when a critical relative humidity of 65% is exceeded. In this way condensation and corrosion in enclosures with electric/electronic components is effectively prevented.

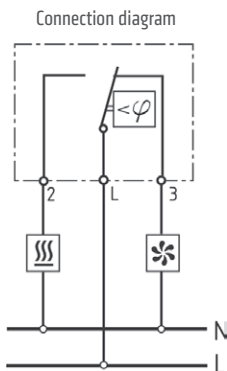


TECHNICAL DATA

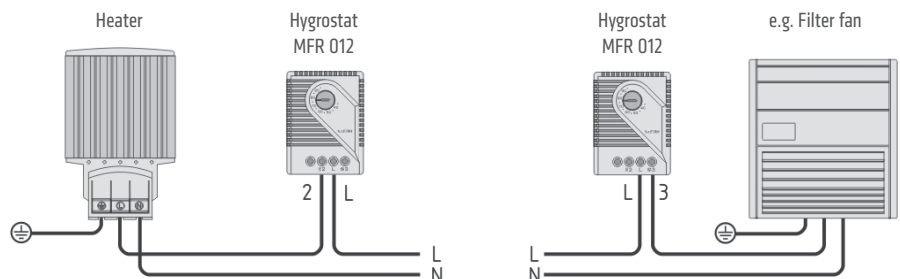
Switch difference ¹	4% RH (±3% tolerance)
Permissible air velocity	15m/sec.
Contact type	change-over contact
Service life	> 50,000 cycles
Min. switching capacity	20V AC/DC 100mA
Max. switching capacity	250VAC, 5A DC 20W
Connection	3-pole terminal for 2.5mm ² , clamping torque 0.5Nm max.: rigid wire 2.5mm ² stranded wire (with wire end ferrule) 1.5mm ²
Mounting	clip for 35mm DIN rail, EN 60715
Casing	plastic according to UL94 V-0, light grey
Dimensions	67 x 50 x 38mm
Weight	approx. 60g
Fitting position	variable
Operating/Storage temperature	0 to +60°C (+32 to +140°F) / -40 to +60°C (-40 to +140°F)
Operating/Storage humidity	max. 95% RH (non-condensing)
Protection type	IP20
Approvals	UL File No. E164102



¹ at 50% RH



- Heater
- Filter fan, Cooling equipment, Signal device



Examples of connection

Art. No. 01220.0-00	Setting range 35 to 95% RH
------------------------	-------------------------------