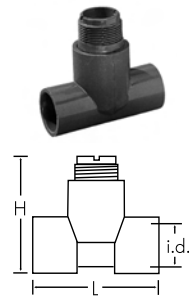


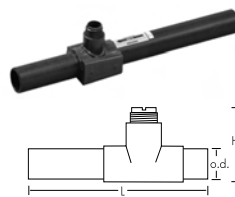
Installation Fittings

PVC TEES SCH 80 - Fitting only



Part No.	Code	Size	L	H	i.d.
PV8T005F	159 000 527	0.50 in.	3.75	3.6	0.85
PV8T007F	159 000 529	0.75 in.	3.75	3.8	1.06
PV8T010F	159 000 531	1.00 in.	4.26	4.0	1.33
PV8T012F	159 000 533	1.25 in.	4.36	4.4	1.67
PV8T015F	159 000 535	1.50 in.	4.90	4.6	1.91


PVC TEES SCH 80 - with Pipe*



Part No.	Code	Size	L	H	o.d.
PV8T005	159 000 526	0.50 in.	14	3.6	0.84
PV8T007	159 000 528	0.75 in.	14	3.8	1.05
PV8T010	159 000 530	1.00 in.	17	4.0	1.32
PV8T012	159 000 532	1.25 in.	20	4.4	1.66
PV8T015	159 000 534	1.50 in.	24	4.6	1.90
PV8T020	198 801 415	2.00 in.	24	5.0	2.38
PV8T025	198 801 573	2.50 in.	24	5.4	2.88
PV8T030	198 801 416	3.00 in.	24	6.0	3.50
PV8T040	198 801 436	4.00 in.	24	7.0	4.50

*Pipe lengths included with these fittings do not satisfy straight-run requirements for all installation configurations.

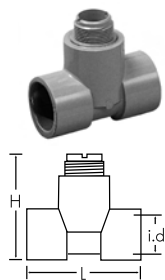
PVC Clamp-on Saddles SCH 80



Part No.	Code	Size	L	H	d	C
PV8S020	159 000 637	2.00 in.	4.00	5.0	2.375	1.43
PV8S025	159 000 638	2.50 in.	4.75	5.4	2.875	1.43
PV8S030	198 150 577	3.00 in.	5.00	6.0	3.500	1.43
PV8S040	198 150 578	4.00 in.	5.00	7.0	4.500	1.43
PV8S060	198 150 579	6.00 in.	5.00	10.0	6.625	2.25
PV8S080	159 000 639	8.00 in.	5.00	11.5	8.625	2.25

- Mounts on PVC pipe
- C - Clearance dimension
- EPDM O-ring

CPVC Tees SCH 80 - Fitting only

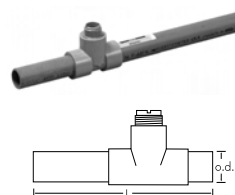


Part No.	Code	Size	L	H	i.d.
CPV8T005F	159 000 409	0.50 in.	3.75	3.6	0.85
CPV8T007F	159 000 411	0.75 in.	3.75	3.8	1.06
CPV8T010F	159 000 413	1.00 in.	4.26	4.0	1.33
CPV8T012F	159 000 415	1.25 in.	4.36	4.4	1.67
CPV8T015F	159 000 417	1.50 in.	4.90	4.6	1.91

Installation Tips:
Using the Signet fittings will ensure that the sensors:

- Meet printed specifications
- Insert to proper depth into the pipe
- Install easily and quickly

CPVC Tees SCH 80 - with Pipe*

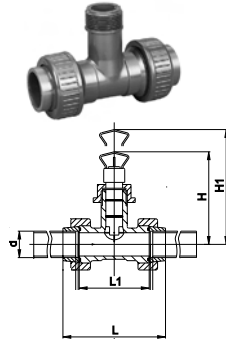


Part No.	Code	Size	L	H	o.d.
CPV8T005	159 000 408	0.50 in.	14	3.6	0.84
CPV8T007	159 000 410	0.75 in.	14	3.8	1.05
CPV8T010	159 000 412	1.00 in.	17	4.0	1.32
CPV8T012	159 000 414	1.25 in.	20	4.4	1.66
CPV8T015	159 000 416	1.50 in.	24	4.6	1.90

*Pipe lengths included with these fittings do not satisfy straight-run requirements for all installation configurations.

Installation Fittings

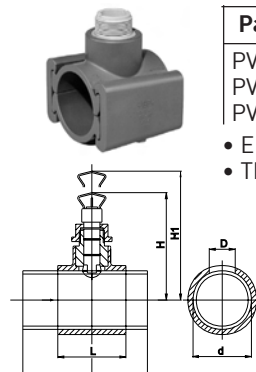
BSP PVC-U Tee Fittings



Part No.	Code	Size	H	H1	L	L1	d
PVAT005	198 150 494	0.5 in.	145	225	128	90	20
PVAT007	198 150 495	0.75 in.	148	228	144	100	25
PVAT010	198 150 496	1.0 in.	151	231	160	110	32
PVAT012	198 150 497	1.25 in.	155	235	168	110	40
PVAT015	198 150 498	1.5 in.	159	239	188	120	50
PVAT020	198 150 499	2.0 in.	164	244	212	130	63

- FPM O-ring
- These fittings are only available from your local George Fischer sales office

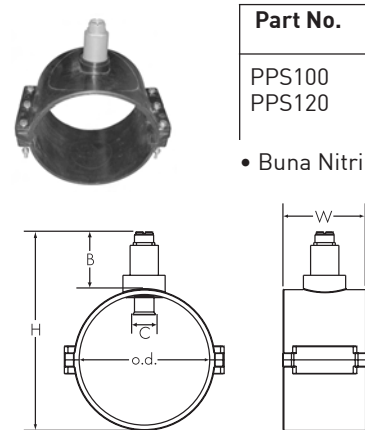
BSP PVC-U Saddle Fittings



Part No.	Code	Size	D	H	H1	L	d
PVAS030	198 150 550	3.0 in.	39	175	255	105	90
PVAS040	198 150 551	4.0 in.	39	184	264	105	110
PVAS060	198 150 554	6.0 in.	39	224	339	120	160

- EPDM Gasket
- These fittings are only available from your local George Fischer sales office

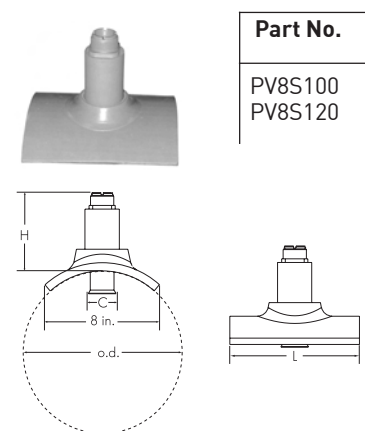
PP Clamp-On Saddle Fittings



Part No.	Code	Size	L	H	o.d.	c
PPS100	159 000 693	10 in.	7.04	16.75	10.75	2.25
PPS120	159 000 694	12 in.	9.68	18.18	12.75	2.25

- Buna Nitrile O-ring


PVC Glue-On Saddle Fittings SCH 80



Part No.	Code	Size	W	H	o.d.	C
PV8S100	159 000 695	10 in.	9.0	5.43	10.75	2.25
PV8S120	159 000 696	12 in.	9.0	5.15	12.75	2.25

Installation Fittings

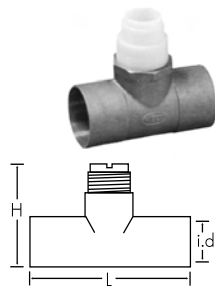
Carbon Steel Threaded Tees with NPT Threads



Part No.	Code	Size (NPT)	L	H
CS4T005	198 801 459	0.50 in.	3.6	4.0
CS4T007	198 801 460	0.75 in.	3.6	4.2
CS4T010	198 801 461	1.00 in.	3.6	4.2
CS4T012	198 801 462	1.25 in.	3.8	4.5
CS4T015	198 801 419	1.50 in.	4.1	4.8
CS4T020	198 801 463	2.00 in.	4.9	5.3

- PVDF insert - all sizes
- For use with SCH 40 metal pipe (ASTM)
- PTFE wetted material. Consult factory for available options.

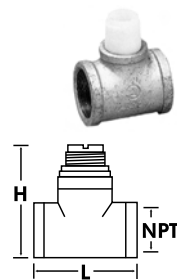
Copper Sweat-on Tee with PVDF insert



Part No.	Code	Size	L	H	i.d.
CUKT005	198 801 687	0.50 in.	3.15	3.57	0.62
CUKT007	198 801 688	0.75 in.	2.96	3.52	0.87
CUKT010	198 801 689	1.00 in.	3.23	3.80	1.12
CUKT012	198 801 690	1.25 in.	4.16	4.12	1.38
CUKT015	198 801 691	1.50 in.	4.43	4.34	1.63
CUKT020	198 801 418	2.00 in.	5.31	4.86	2.11

- No insert up to 1 in., over 1 in. - PVDF insert
- For use with copper pipe (SCH K)
- PTFE wetted material. Consult factory for available options.

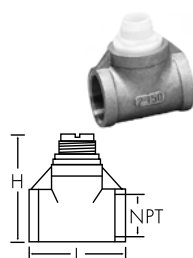
Galvanized Iron Threaded Tee with NPT Threads and PVDF insert



Part No.	Code	Size	NPT	L	H
IR4T010	198 801 421	1.00 in.	1.0	3.4	4.1
IR4T012	198 801 422	1.25 in.	1.25	3.56	4.34
IR4T015	198 801 423	1.50 in.	1.50	3.75	4.67
IR4T020	198 801 424	2.00 in.	2.0	3.90	5.05

- PVDF insert - all sizes
- For use with SCH 40 metal pipe (ASTM)
- PTFE wetted material. Consult factory for available options.

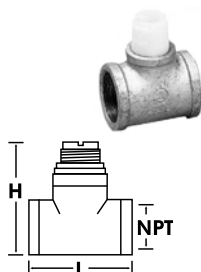
316 SS (1.4401) Threaded Tees with NPT Threads with PVDF insert



Part No.	Code	Size (NPT)	L	H
CR4T005	198 801 554	0.50 in.	3.6	4.0
CR4T007	198 801 555	0.75 in.	3.6	4.2
CR4T010	198 801 556	1.00 in.	3.6	4.2
CR4T012	198 801 783	1.25 in.	3.8	4.5
CR4T015	198 801 784	1.50 in.	4.1	4.8
CR4T020	198 801 785	2.00 in.	4.9	5.3

- PVDF insert - all sizes
- For use with SCH 40 metal pipe (ASTM)
- PTFE wetted material. Consult factory for available options.

Brass Threaded Tee with NPT Threads and PVDF insert



Part No.	Code	Size	NPT	L	H
BR4T010	198 801 770	1.00 in.	1.0	3.36	4.09
BR4T012	198 801 771	1.25 in.	1.25	3.42	4.42
BR4T015	198 801 772	1.50 in.	1.50	3.46	4.70
BR4T020	198 801 773	2.00 in.	2.0	3.68	5.19

- PVDF insert - all sizes
- For use with SCH 40 metal pipe (ASTM)
- PTFE wetted material. Consult factory for available options.

Installation Fittings

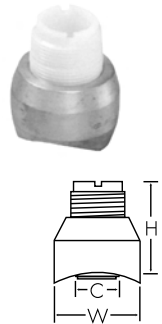
Carbon Steel Weld-on Weldolets



Part No.	Code	Size	H	W	C
CS4W025	198 801 464	2.50 in.	2.96	2.50	1.44
CS4W030	198 801 557	3.00 in.	2.90	2.55	1.44
CS4W040	198 801 552	4.00 in.	2.75	2.50	1.44
CS4W050	198 801 465	5.00 in.	3.50	3.98	2.25
CS4W060	198 801 553	6.00 in.	3.50	4.00	2.25
CS4W080	198 801 574	8.00 in.	3.50	4.00	2.25
CS4W100	198 801 575	10.0 in.	3.50	4.00	2.25
CS4W120	198 801 576	12.0 in.	3.50	7.00	2.25

- C - Clearance dimension
- Up to 8 in. - PVDF insert, over 8 in. - PVC insert
- For use with SCH40 metal pipe (ASTM)
- PTFE wetted material. Consult factory for available options.


Brass Brazolet with PVDF insert



Part No.	Code	Size	W	H	C
BR4B025	198 801 794	2.5 in.	2.50	2.96	1.438
BR4B030	198 801 795	3.0 in.	2.55	2.90	1.438
BR4B040	198 801 796	4.0 in.	2.50	2.75	1.438
BR4B050	198 801 797	5.0 in.	3.50	3.98	2.25
BR4B060	198 801 798	6.0 in.	3.50	4.00	2.25
BR4B080	198 801 799	8.0 in.	3.50	4.00	2.25
BR4B100	198 801 800	10.0 in.	3.50	4.00	2.25
BR4B120	198 801 801	12.0 in.	3.50	7.00	2.25

- C - Clearance dimension
- Up to 8 in. - PVDF insert, over 8 in. - PVC insert
- For use with copper pipe (SCH 40 ASTM)
- PTFE wetted material. Consult factory for available options.

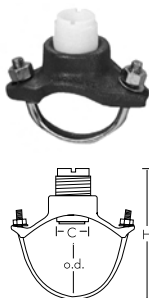
316 SS (1.4401) Weldolets with PVDF insert



Part No.	Code	Size	W	H	C
CR4W025	198 801 786	2.50 in.	2.96	2.50	1.44
CR4W030	198 801 787	3.00 in.	2.90	2.55	1.44
CR4W040	198 801 788	4.00 in.	2.50	2.75	1.44
CR4W050	198 801 789	5.00 in.	3.50	3.98	2.25
CR4W060	198 801 790	6.00 in.	3.50	4.00	2.25
CR4W080	198 801 791	8.00 in.	3.50	4.00	2.25
CR4W100	198 801 792	10.0 in.	4.00	3.50	2.25
CR4W120	198 801 793	12.0 in.	7.00	3.50	2.25

- Up to 8 in. - PVDF insert, over 8 in. - PVC insert
- For use with SCH 40 metal pipe (ASTM)
- C - Clearance dimension
- PTFE wetted material. Consult factory for available options.

Iron Strap-on Saddle

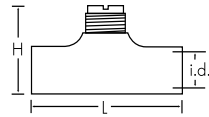


Part No.	Code	Size	H	o.d. min	o.d. max	C
IR8S020	198 801 425	2.00 in.	5.5	2.35	2.56	1.44
IR8S025	198 801 426	2.50 in.	5.5	2.44	2.91	1.44
IR8S030	198 801 427	3.00 in.	6.5	2.97	3.54	1.44
IR8S040	198 801 420	4.00 in.	7.5	3.74	4.55	1.44
IR8S050	198 801 429	5.00 in.	9.0	4.74	5.63	2.25
IR8S060	198 801 430	6.00 in.	10.5	5.94	6.70	2.25
IR8S080	198 801 431	8.00 in.	12.0	7.69	8.72	2.25
IR8S100	198 801 432	10.0 in.	18.0	10.64	12.12	2.25
IR8S120	198 810 433	12.0 in.	20.0	12.62	14.32	2.25

- C - Clearance dimension
- Up to 8 in. - PVDF insert, over 8 in. - PVC insert
- Buna Nitrile O-ring
- For use with SCH 80 metal pipe (ASTM)
- PTFE wetted material. Consult factory for available options.

Installation Fittings

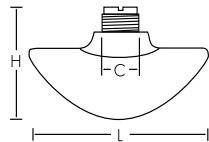
Fiberglass Glue-on Tees



Part No.	Code	Size	L	H	i.d.
FPT015	159 000 446	1.50 in.	5.5	4.7	1.92
FPT020	159 000 447	2.00 in.	7.7	8.0	2.38

- PVDF insert - all sizes
- PTFE wetted material. Consult factory for available options.

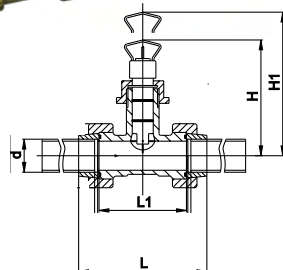
Fiberglass Glue-on Saddles



Part No.	Code	Size	L	H	o.d.	C
FPS030	159 000 441	3.00 in.	5.9	4.5	3.50	1.44
FPS040	159 000 442	4.00 in.	8.0	4.5	4.50	1.44
FPS060	159 000 443	6.00 in.	8.0	6.5	6.62	2.25
FPS080	198 801 417	8.00 in.	10.0	8.0	8.62	2.25
FPS100	159 000 444	10.0 in.	12.0	8.5	10.75	2.25
FPS120	159 000 445	12.0 in.	12.0	8.5	12.75	2.25

- C - Clearance dimension
- Up to 8 in. - PVDF insert, over 8 in. - PVC
- Mounts on fiberglass pipe
- PTFE wetted material. Consult factory for available options.

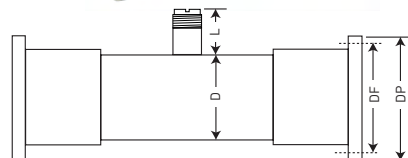
JIS PVC-U Tee Fittings



EPDM	FPM	DN	H	H1	L	L1	d
705 072 111	705 072 121	15 mm	145	225	468	90	22
705 072 112	705 072 122	20 mm	148	228	144	100	26
705 072 113	705 072 123	25 mm	151	231	160	110	32
705 072 114	705 072 124	32 mm	155	235	168	110	38
705 072 115	705 072 125	40 mm	159	239	188	120	48
705 072 116	705 072 126	50 mm	164	244	212	130	60

- Choice FPM or EPDM O-ring
- These fittings are only available from the George Fischer sales office in Japan.
- Appearance varies in DN 15mm

JIS PVC-U Tee Fittings (Flange Type)



Code	DN	D	DF	DP	L
702 072 171	65 mm	76	175	140	57.2
702 072 172	80 mm	89	185	150	56.8
702 072 173	100 mm	114	210	175	56.9
702 072 174	125 mm	140	250	210	82.0
702 072 175	150 mm	165	280	240	77.8
702 072 176	200 mm	216	330	290	71.6
702 072 177	250 mm	267	400	355	64.4

- These fittings are only available from the George Fischer sales office in Japan.

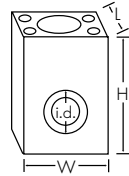
Installation Fittings

Metalex Socket Weld Mini-Tap (1.4401)



Part No.	Code	Size	L	W	H	i.d.
P526-2005	198 840 501	0.50 in.	2.0	2.4	3.0	0.850
P526-2007	198 840 502	0.75 in.	2.0	2.4	3.0	1.060
P526-2010	198 840 503	1.00 in.	2.0	2.4	3.0	1.325

• For use with SS pipe

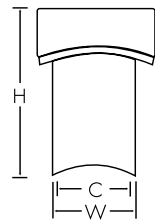


Metalex Weld-On Mini-Tap (1.4401)



Part No.	Code	Size	W	H	C
P526-2012	159 000 494	1.25 in.	1.66	2.25	1.062
P526-2015	198 840 506	1.50 in.	1.66	2.20	1.062
P526-2020	159 000 495	2.00 in.	1.66	2.17	1.062
P526-2025	159 000 496	2.50 in.	1.66	2.10	1.062
P526-2030	159 000 497	3.00 in.	1.66	2.0	1.062
P526-2040	159 000 498	4.00 in.	1.66	1.95	1.062
P526-2050	159 000 499	5.00 in.	1.66	1.83	1.062
P526-2060	159 000 500	6.00 in.	1.66	1.75	1.062
P526-2080	159 000 501	8.00 in.	1.66	1.56	1.062
P526-2100	159 000 502	10.0 in.	1.66	1.35	1.062
P526-2120	159 000 503	12.0 in.	1.66	1.15	1.062

• For use with SS pipe
• Gasket Klinger C4401 Thermoseal

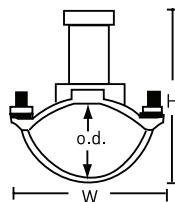


Metalex Strap-On Saddle (1.4401)



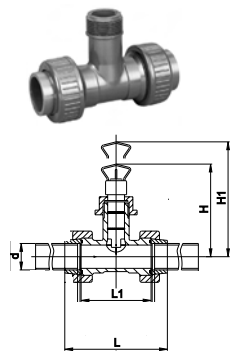
Part No.	Code	Size	H	W	o.d. min.	o.d. max.
P526-1020	159 000 484	2.00 in.	7.0	5.5	2.35	2.56
P526-1025	159 000 485	2.50 in.	7.0	5.5	2.44	2.91
P526-1030	159 000 486	3.00 in.	7.5	6.0	2.97	3.54
P526-1040	159 000 487	4.00 in.	8.0	7.0	3.74	4.55
P526-1050	159 000 488	5.00 in.	10.0	8.0	4.74	5.63
P526-1060	159 000 489	6.00 in.	10.5	9.5	5.94	6.70
P526-1080	159 000 490	8.00 in.	12.75	12.0	7.69	8.72
P526-1100	159 000 491	10.00 in.	14.5	15.0	10.64	12.12
P526-1120	159 000 492	12.00 in.	17.0	17.0	12.62	14.32

• Buna Nitrile O-ring



Installation Fittings

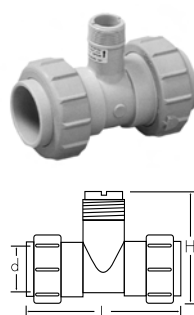
Metric PVC-U Tee Fittings



Part No.	Code	DN	H	H1	L	L1	d
PVMT005	198 150 480	15 mm	145	225	128	90	20
PVMT007	198 150 481	20 mm	148	228	144	100	25
PVMT010	198 150 482	25 mm	151	231	160	110	32
PVMT012	198 150 483	32 mm	155	235	168	110	40
PVMT015	198 150 484	40 mm	159	239	188	120	50
PVMT020	198 150 485	50 mm	164	244	212	130	63

- FPM O-ring
- These fittings are only available from your local George Fischer sales office


Metric PP Union Tee Fittings



Part No.	Code	DN	L	H	d
PPMT005	198 150 522	15 mm	128	97	20
PPMT007	198 150 523	20 mm	142	105	25
PPMT010	198 150 524	25 mm	156	110	32
PPMT012	198 150 525	32 mm	160	120	40
PPMT015	198 150 526	40 mm	176	130	50
PPMT020	198 150 527	50 mm	194	146	63

- Socket fusion equipment is required to install PVDF and PP union tees.
- FPM O-rings

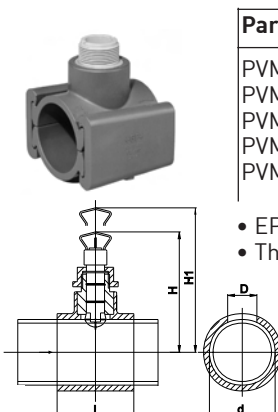
Metric PVDF Union Tee Fittings



Part No.	Code	DN	L	H	d
SFMT005	198 150 529	15 mm	128	97	20
SFMT007	198 150 530	20 mm	142	105	25
SFMT010	198 150 531	25 mm	156	110	32
SFMT012	198 150 532	32 mm	160	120	40
SFMT015	198 150 533	40 mm	176	130	50
SFMT020	198 150 534	50 mm	194	146	63

- Socket fusion equipment is required to install PVDF and PP union tees.
- FPM O-rings

Metric PVC-U Saddle Fittings



Part No.	Code	DN	D	H	H1	L	d
PVMS025	198 150 538	65 mm	30	170	250	105	75
PVMS030	198 150 539	80 mm	39	175	255	105	90
PVMS040	198 150 540	100 mm	39	184	264	105	110
PVMS060	198 150 543	150 mm	39	224	339	120	160
PVMS080	198 150 545	200 mm	39	251	366	120	225

- EPDM Gasket
- These fittings are only available from your local George Fischer sales office

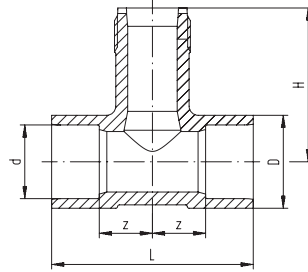
Installation Fittings

ABS Installation Fittings



Code	DN	d	L	H	Z	D
729 310 007	DN20	25	100	78	32	35
729 310 008	DN25	32	110	81	33	44
729 310 009	DN32	40	110	85	29	51
729 310 010	DN40	50	120	89	29	63
729 310 011	DN50	63	130	95	28	78

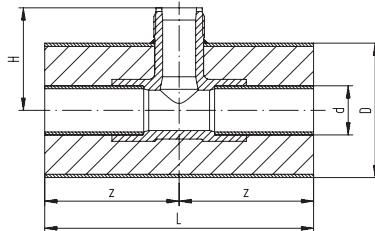
- Please contact your local George Fischer sales office for availability.



CoolFit™ Installation Fittings



Code	DN	d	L	H	Z	D
Black pipe (shown)						
738 310 107	DN20	25	220	78	110	90
738 310 108	DN25	32	220	81	110	90
738 310 109	DN32	40	220	85	110	110
738 310 110	DN40	50	220	89	110	110
738 310 111	DN50	63	220	95	110	125
White pipe						
738 310 207	DN20	25	220	78	110	90
738 310 208	DN25	32	220	81	110	90
738 310 209	DN32	40	220	85	110	110
738 310 210	DN40	50	220	89	110	110
738 310 211	DN50	63	220	95	110	125



- For use only with George Fischer CoolFit™ systems and with Signet 515 Flow Sensor.
- Please contact your local George Fischer sales office for availability.

Fitting Insert Reference

Fitting Accessories

Insert Part No.	Code	Description
P31515-0V200	159 000 459	Pipe Adapter Insert, PVDF
P31515-0C200	159 000 631	Pipe Adapter Insert, CPVC
P31515-0P200	159 000 630	Pipe Adapter Insert, PVC
P31520-1V	159 000 460	Pipe Adapter Insert
P31520-2P	159 000 461	Pipe Adapter Insert
P31536	198 840 201	Sensor Plug, Polypro
P31536-2	159 000 649	Sensor Plug, PVDF
P31671-1	159 000 465	Insert, PVDF 1.5 in.

Ordering Notes:

1) If insert is intended for use with Signet installation fittings, specify fitting part number at the time of purchase.

2) If insert is not for use with Signet installation fittings, specify the following at the time of purchase:

- Outside diameter (o.d.) of pipe
- Thickness of pipe
- Dimension from top of pipe to top of installation fitting when installed.

Brazolet Fittings

Fitting Part No.	Insert Part No.	Description
BR4B025	P31515-0V200	Brazolet, Brass
BR4B030	P31515-0V200	Brazolet, Brass
BR4B040	P31515-0V200	Brazolet, Brass
BR4B050	P31520-1V	Brazolet, Brass
BR4B060	P31520-1V	Brazolet, Brass
BR4B080	P31520-1V	Brazolet, Brass
BR4B100	P31520-2P	Brazolet, Brass
BR4B120	P31520-2P	Brazolet, Brass

Tee Fittings

BR4T010	P31515-0V200	Tee, Brass
BR4T012	P31515-0V200	Tee, Brass
BR4T015	P31515-0V200	Tee, Brass
BR4T020	P31515-0V200	Tee, Brass
CUKT005	Not applicable	Tee, Copper
CUKT007	Not applicable	Tee, Copper
CUKT010	Not applicable	Tee, Copper
CUKT012	P31515-0V200	Tee, Copper
CUKT015	P31671-1	Tee, Copper
CUKT020	P31520-1V	Tee, Copper
CR4T005	P31515-0V200	Tee, SS
CR4T007	P31515-0V200	Tee, SS
CR4T010	P31515-0V200	Tee, SS
CR4T012	P31515-0V200	Tee, SS
CR4T015	P31671-1	Tee, SS
CR4T020	P31520-1V	Tee, SS
CS4T005	P31515-0V200	Tee, Carbon Steel
CS4T007	P31515-0V200	Tee, Carbon Steel
CS4T010	P31515-0V200	Tee, Carbon Steel
CS4T012	P31515-0V200	Tee, Carbon Steel
CS4T015	P31515-0V200	Tee, Carbon Steel
CS4T020	P31515-0V200	Tee, Carbon Steel
FPT015	P31515-0V200	Tee, Fiberglass
FPT020	P31515-0V200	Tee, Fiberglass

WARNING!



FOR YOUR SAFETY: Always confirm the chemical compatibility and the maximum pressure/temperature specifications for fitting and sensor selection prior to purchase. Failure to do so may result in property damage and/or serious personal injury.

Fitting Insert Reference

Tee Fittings

Fitting Part No.	Description	Insert Part No.
IR4T010	P31515-0V200	Tee, Iron
IR4T012	P31515-0V200	Tee, Iron
IR4T015	P31515-0V200	Tee, Iron
IR4T020	P31515-0V200	Tee, Iron

Weldolet Fittings

CR4W025	P31515-0V200	Weldolet, SS
CR4W030	P31515-0V200	Weldolet, SS
CR4W040	P31515-0V200	Weldolet, SS
CR4W050	P31520-1V	Weldolet, SS
CR4W060	P31520-1V	Weldolet, SS
CR4W080	P31520-1V	Weldolet, SS
CR4W100	P31520-2P	Weldolet, SS
CR4W120	P31520-2P	Weldolet, SS
CS4W025	P31515-0V200	Weldolet, Carbon Steel
CS4W030	P31515-0V200	Weldolet, Carbon Steel
CS4W040	P31515-0V200	Weldolet, Carbon Steel
CS4W050	P31520-1V	Weldolet, Carbon Steel
CS4W060	P31520-1V	Weldolet, Carbon Steel
CS4W080	P31520-1V	Weldolet, Carbon Steel
CS4W100	P31520-2P	Weldolet, Carbon Steel
CS4W120	P31520-2P	Weldolet, Carbon Steel

Saddle Fittings

FPS030	31515-0V200	Saddle, Fiberglass
FPS040	P31520-1V	Saddle, Fiberglass
FPS060	P31520-1V	Saddle, Fiberglass
FPS080	P31520-1V	Saddle, Fiberglass
FPS100	P31520-2P	Saddle, Fiberglass
FPS120	P31520-2P	Saddle, Fiberglass
IR8S020	P31515-0V200	Saddle, Iron
IR8S025	P31515-0V200	Saddle, Iron
IR8S030	P31515-0V200	Saddle, Iron
IR8S040	P31515-0V200	Saddle, Iron
IR8S050	P31520-1V	Saddle, Iron
IR8S060	P31520-1V	Saddle, Iron
IR8S080	P31520-1V	Saddle, Iron
IR8S100	P31520-2P	Saddle, Iron
IR8S120	P31520-2P	Saddle, Iron
PPS100	P31520-2P	10" Clamp-on Fitting, PP
PPS120	P31520-2P	12" Clamp-on Fitting, PP
PV8S020	Not applicable	Saddle, PVC
PV8S025	Not applicable	Saddle, PVC
PV8S030	Not applicable	Saddle, PVC
PV8S040	Not applicable	Saddle, PVC
PV8S060	Not applicable	Saddle, PVC
PV8S080	Not applicable	Saddle, PVC
PV8S100	Not applicable	10" Glue-on Saddle, PVC
PV8S120	Not applicable	12" Glue-on Saddle, PVC

Ordering Notes:

1) If insert is intended for use with Signet installation fittings, specify fitting part number at the time of purchase.

2) If insert is not for use with Signet installation fittings, specify the following at the time of purchase:

- Outside diameter (o.d.) of pipe
- Thickness of pipe
- Dimension from top of pipe to top of installation fitting when installed.