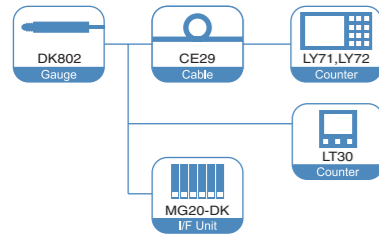


DK

DK802A/B Series

High resolution and High accuracy compact digital gauges.

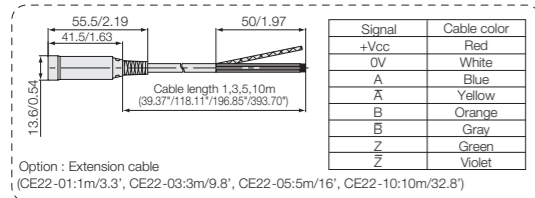
- Measuring range: 2 mm ● Accuracy: 1 μm, 1.5 μm ● Resolution: 0.1 μm, 0.5 μm
- Max. response speed: 80m/min (Resolution: 0.1 μm)
250m/min (Resolution: 0.5 μm)
- Built-in reference point ● Excellent resistance to workshop conditions.
- Robust design for harsh environments.



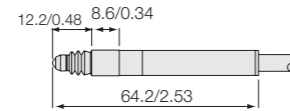
DK802AR/DK802AR5/
DK802BR/DK802BR5

Digital Gauge

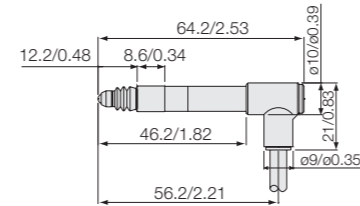
Dimensions



DK802AR/DK802AR5/
DK802BR/DK802BR5



DK802ALR/DK802ALR5/
DK802BLR/DK802BLR5



Unit : mm/inch

Specifications DK802 Series

Model	High-resolution Flange models		General-purpose resolution Flange models	
	DK802AR, DK802ALR	DK802BR, DK802BLR	DK802AR5, DK802ALR5	DK802BR5, DK802BLR5
Output	A/B/Z phase voltage-differential line driver output (compliant with EIA-422)			
Signal pitch	40 μm			
Resolution	0.1 μm		0.5 μm	
Measuring range	2 mm (0.08")		5 mm	
Accuracy (at 20°C / 68°F)	1 μm		1.5 μm	
Measuring force (at 20°C / 68°F)	Downward: 0.45 ± 0.25 N Horizontal: 0.40 ± 0.25 N Upward: 0.35 ± 0.25 N			
Reference point	One location (at 1 mm/0.04" position of spindle movement)			
Maximum response speed	80 m/min	42 m/min	250 m/min	100 m/min
Air driving	Vacuum suction (DK802ALR / DK802ALR5 / DK802BLR / DK802BLR5)			
Vibration resistance (10 to 2000 Hz)	100m/s ²			
Impact resistance (11 ms)	1000m/s ²			
Protective structure	IP66 (not including interpolation box and connectors)			
Operating temperature	0°C to 50°C/32°F to 122°F			
Storage temperature	-20°C to 60°C/-4°F to 140°F			
Power supply voltage	DC +5 V ±5%			
Power consumption	1 W			
Cable length	2.5 m/8.2'			
Diameter of stem	φ"8 / 0.31" dia.			
Mass ¹	Approx. 20 g/0.7 oz			
Feeler	Provided with a carbide ball tip (DZ-123) Mount screw M2.5		Provided with a steel ball tip Mount screw M2.5	
Accessories	+P M4x5 screw (2pcs.), Installation spacer, Instruction Manual, Supplement			
Output cable length(up to the electronic section)	22 m/72.2' max.			

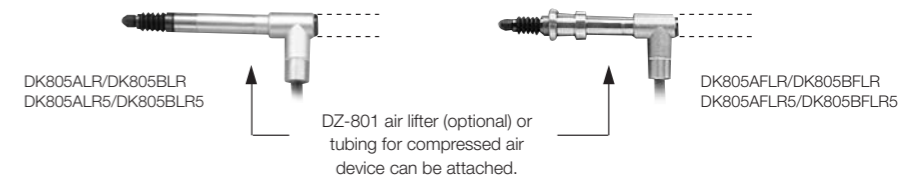
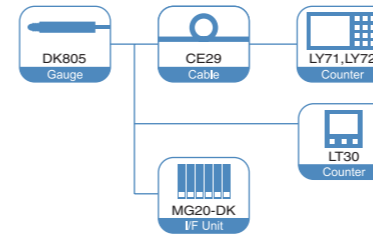
*1: The mass indicated is the total mass excluding the cable and interpolation box.

DK

DK805A/B Series

High accuracy, compact, and slim gauges suitable for installation on machines.

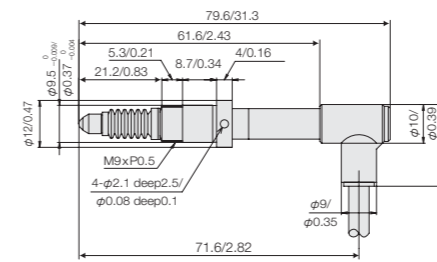
- Magnetic principle ● Excellent resistance to workshop conditions.
Resistant to oil, water, dust, vibration, and shock. ● Accuracy : 1 μm, 1.5 μm
- Resolution : 0.1 μm, 0.5 μm ● Measuring range: 5 mm
- Low measuring force
- Spindle can be moved vertically with an air pressure device
- Easy installation. Flange type gauges also available.



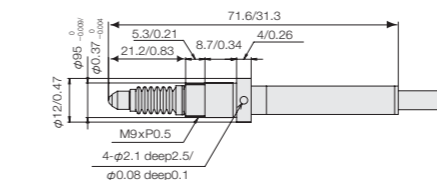
Digital Gauge

Dimensions

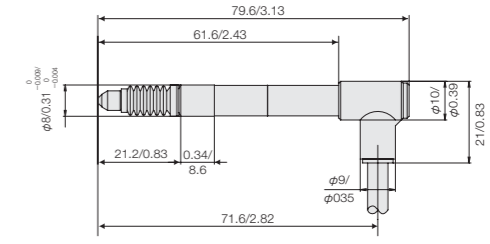
DK805AFLR/DK805BFLR
DK805AFLR5/DK805BFLR5



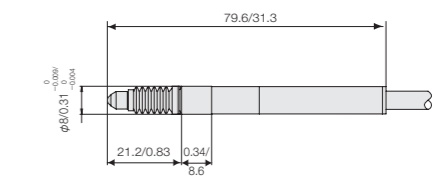
DK805AFLR/DK805BFLR
DK805AFLR5/DK805BFLR5



DK805ALR/DK805BLR
DK805ALR5/DK805BLR5



DK805AR/DK805BR
DK805AR5/DK805BR5



Unit : mm/inch

*Please refer to p54 for the details of the screw.

Specifications DK805 Series

Model	High-resolution models		General-purpose resolution model	
	DK805AFLR, DK805AFLR5, DK805AR, DK805ALR	DK805BFLR, DK805BFLR5, DK805BR, DK805BLR	DK805AFLR5, DK805AR5, DK805ALR5	DK805BFLR5, DK805BR5, DK805BLR5
Output	A/B/Z phase voltage-differential line driver output (compliant with EIA-422) *Please see P17 Output Signal Phase Difference.			
Signal pitch	40 μm			
Resolution	0.1 μm		0.5 μm	
Measuring range	5 mm (0.19")		5 mm	
Accuracy (at 20°C/68°F)	1 μm		1.5 μm	
Measuring force (at 20°C/68°F)	Downward: 0.45 ± 0.25 N Horizontal: 0.40 ± 0.25 N Upward: 0.35 ± 0.25 N			
Reference point	One location (at 1 mm/0.04" position of spindle movement)			
Maximum response speed	80 m/min	42 m/min	250 m/min	100 m/min
Air driving	Vacuum suction (DK805AFLR / DK805AFLR5 / DK805BFLR / DK805BFLR5 / DK805ALR / DK805ALR5 / DK805BLR5)			
Vibration resistance (10 to 2000 Hz)	100 m/s ²			
Shock resistance (11 ms)	1000 m/s ²			
Protective structure	IP66 (not including interpolation box and connectors)			
Operating temperature	0°C to 50°C/32°F to 122°F			
Storage temperature	-20°C to 60°C/-4°F to 140°F			
Power supply voltage	DC +5 V ±5%			
Power consumption	1 W			
Cable length ¹	2.5 m/8.2'			
Diameter of stem	φ 9.50 ±0.009 / 0.37" ±0.0004 dia.			
Mass ²	Approx. 30 g/1.06 oz			
Feeler	Provided with a carbide ball tip (DZ-123) Mount screw M2.5		Provided with a steel ball tip Mount screw M2.5	
Accessories	Installation spacer, Instruction Manual, Supplement			
Output cable length (up to the electronic section)	22 m/72.2' max.			

*1: Please refer to P10 DK 802 A/B about the extension cable (Option).

*2: The mass indicated is the total mass excluding the cable and interpolation box.